

# **City of York Council**

## **Job Seekers Allowance**

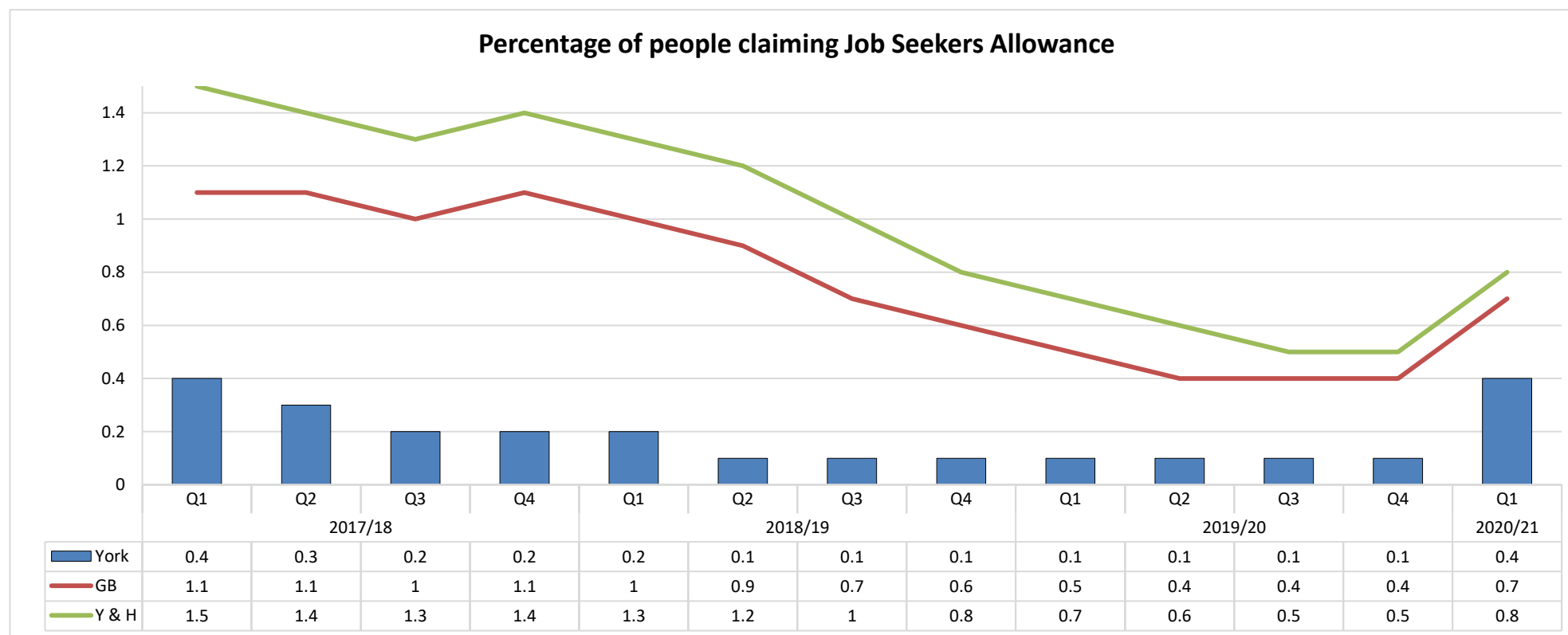
**June 2020**

## Job Seekers Allowance

June 2020

### York overall picture:

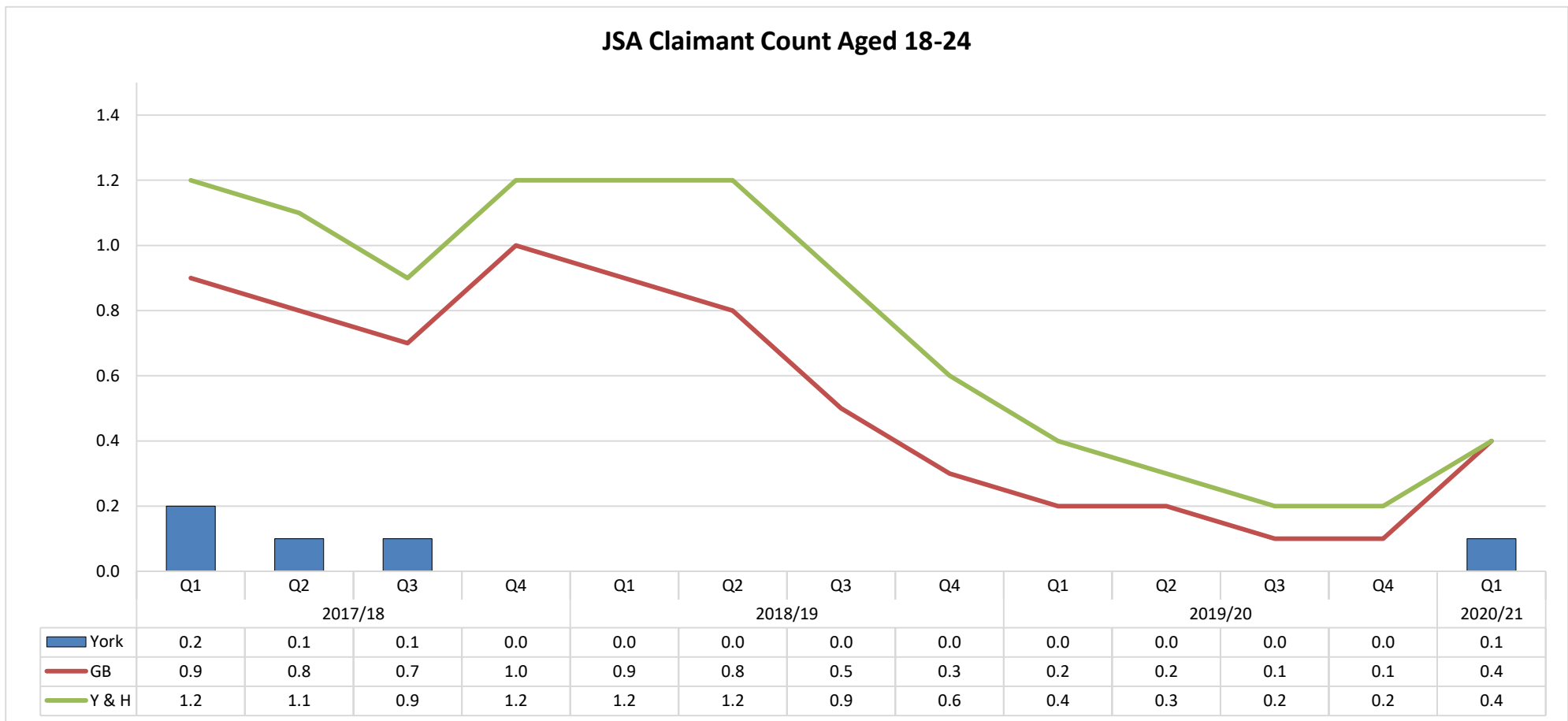
- The JSA claimant count for York in June 2020 is 530.
- In March 2019 the figure was 180, which is an increase of 194.4% .
- This represents 0.4% of the working age population.
- The region stands at 0.8% and GB at 0.7%.
- The highest JSA claimant count in York in the past 10 years (from June 2010) is from February 2010 with a figure of 4,110 or 3.1% of the working age population.



Source: nomis - official labour market statistics (ONS)

### JSA Claimants 18 - 24 years old

- In June 2020 the total number of claimants (18-24) stood at 45, an increase of 45 from March 2019.
- This represents 0.1% of the working age population.
- The region stands at 0.4% and GB at 0.4%.

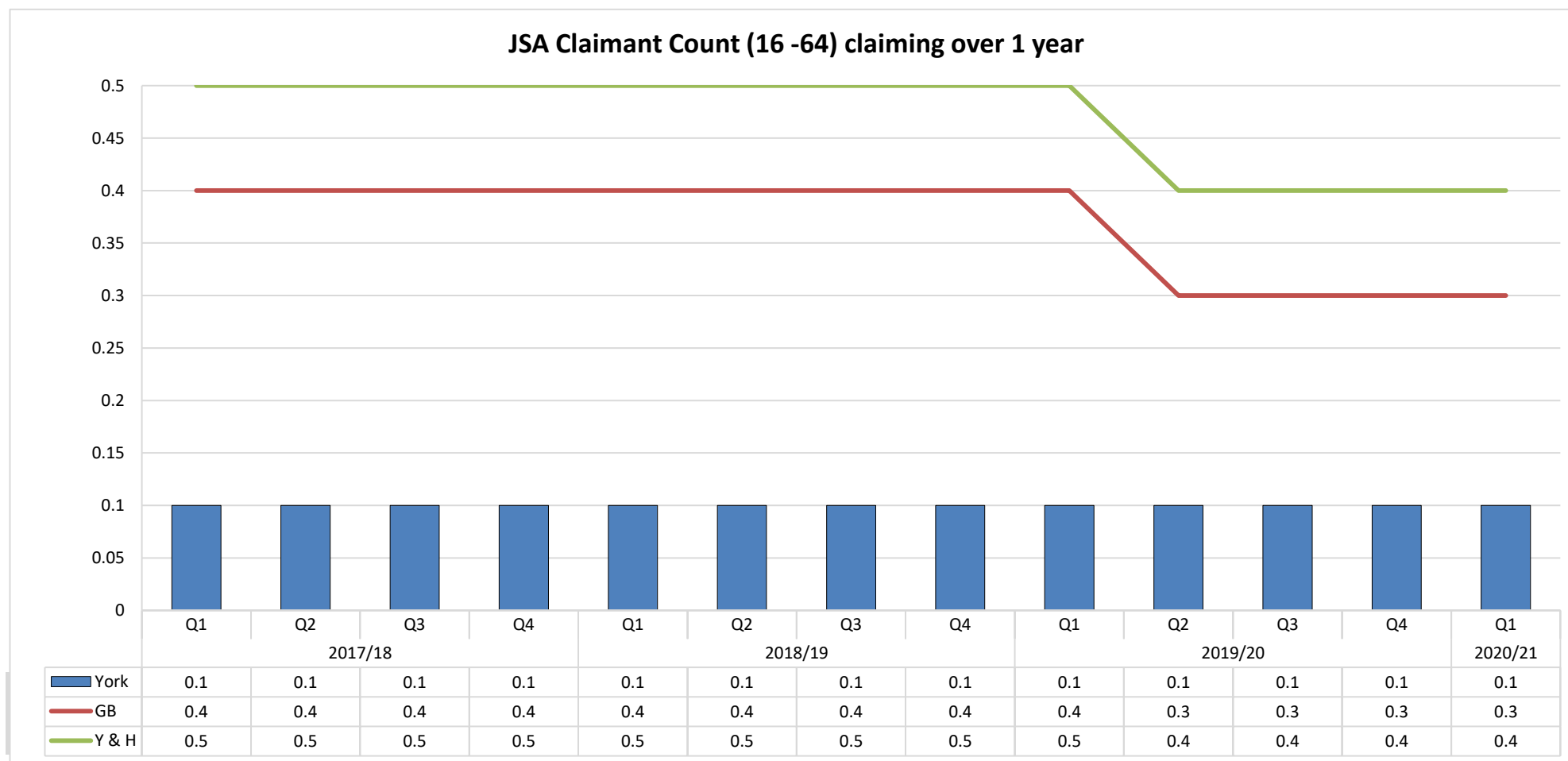


Source: [nomis - official labour market statistics \(ONS\)](#)

## Job Seekers Allowance

### JSA Claimants out of work for over one year

- Claimants out of work for over one year, showed no change from last month, 20 less than one year ago - a 20.0% decrease.
- This represents 0.1% of the working age population who were out of work for over 1 year.
- The region stands at 0.4% and GB at 0.3%.

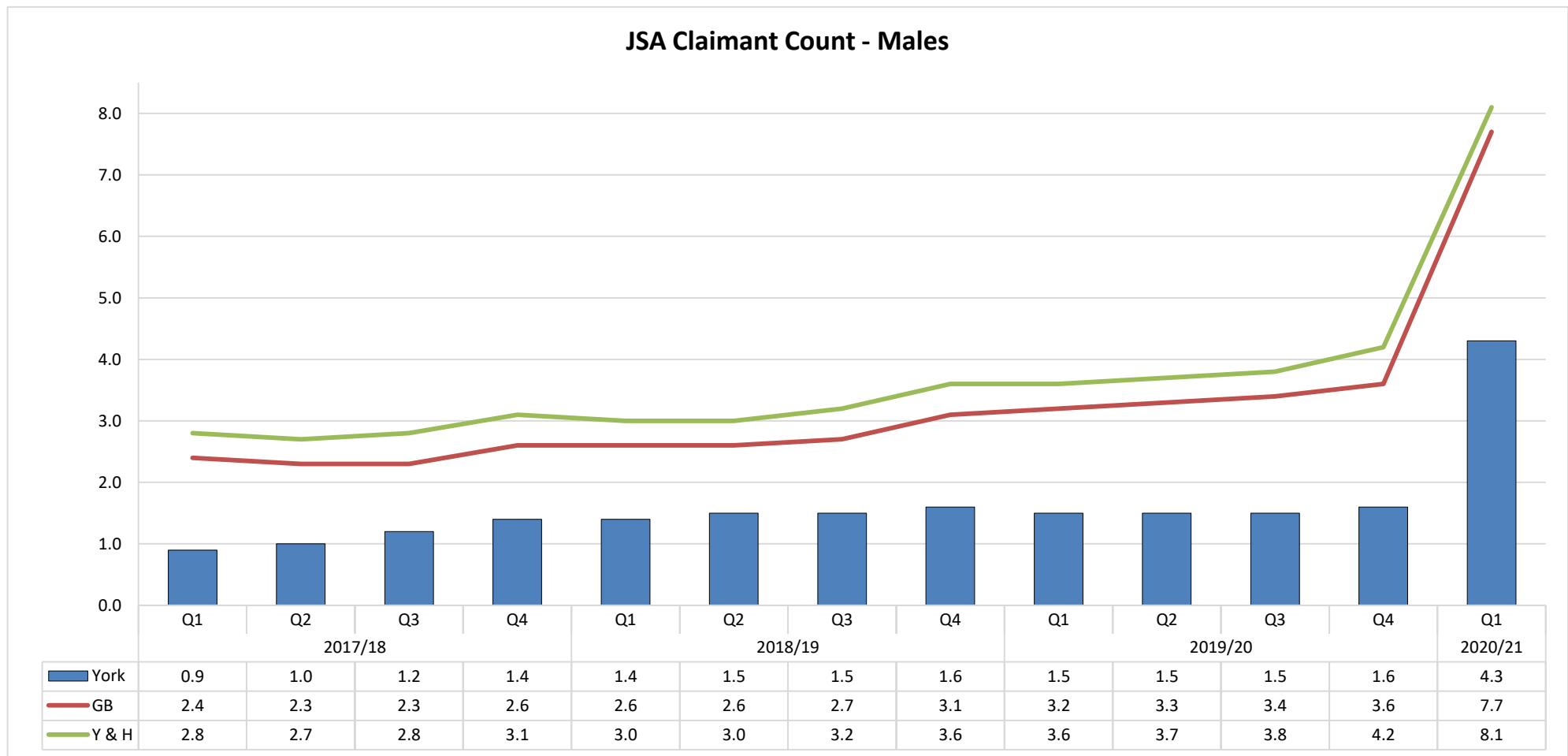


Source: [nomis - official labour market statistics \(ONS\)](#)

## Job Seekers Allowance

### JSA Male Claimant Count

- Male Claimants have increased by 10 from last month, totalling 310, 200 more than one year ago - a 181.8% increase.
- This represents 4.3 % of the male working age population.
- The region stands at 8.1% and GB at 7.7%.

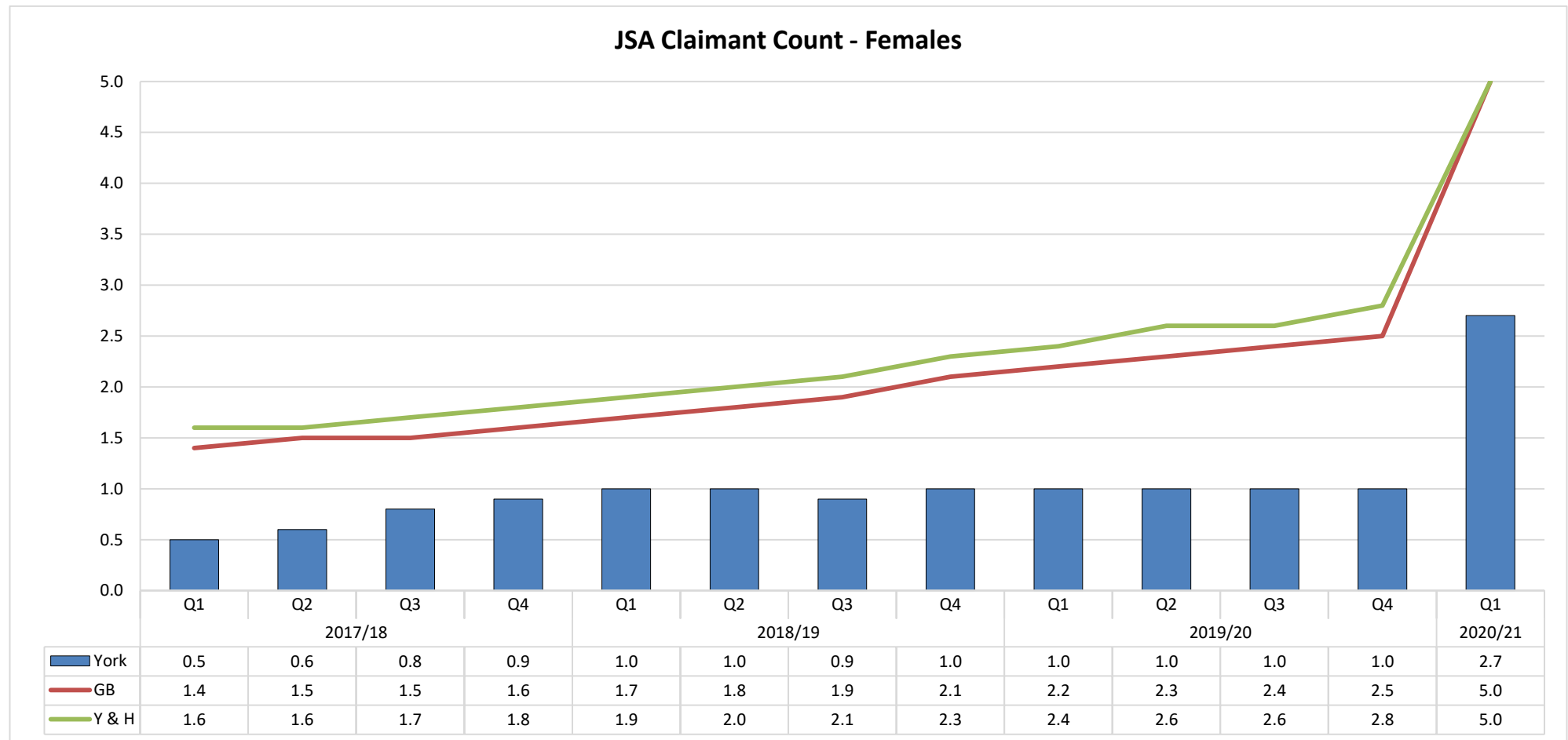


Source: [nomis](https://nomis.statistics.gov.uk/) - official labour market statistics (ONS)

## Job Seekers Allowance

### JSA Female Claimants

- Female Claimants have increased by 25 from last month, totalling 220, 150 more than one year ago - a 214.3% increase.
- This represents 2.7 % of the female working age population.
- The region stands at 5.0% and GB at 5.0%.



Source: nomis - official labour market statistics (ONS)

## Job Seekers Allowance

### York Wards

Below are the claimant count for Wards comparing the latest available data with the previous month and the previous year.

#### Job Seekers Allowance Claimants - Ward Analysis (Jun 2020)

##### Total JSA Claimants

Ward	June 2020		May 2020		June 2019	
Westfield	6.5	580	6.8	605	2.7	235
Clifton	4.8	500	5.0	510	2.1	190
Holgate	4.6	455	4.7	465	1.9	175
Heworth	4.5	395	4.7	405	1.8	160
Acomb	4.4	370	4.4	390	1.4	120
Micklegate	3.9	340	4.2	350	1.3	150
Huntington & New Earswick	3.6	265	3.8	285	1.4	105
Guildhall	3.5	245	3.5	250	1.3	80
Dringhouses & Woodthorpe	3.4	235	3.5	245	1.1	75
Heworth Without	3.1	230	3.0	275	0.7	70
Rawcliffe & Clifton Without	3.0	230	3.5	260	0.9	95
Strensall	2.8	205	2.7	205	0.5	75
Osbalwick & Derwent	2.8	145	2.7	160	1.0	40
Bishopthorpe	2.6	140	3.1	135	0.5	25
Fishergate	2.5	130	2.5	125	0.9	45
Wheldrake	2.4	105	2.3	110	0.6	30
Rural West York	2.3	65	2.4	65	0.7	15
Haxby & Wigginton	2.3	55	2.5	55	0.6	15
Fulford & Heslington	2.1	55	1.9	65	0.7	10
Copmanthorpe	2.0	45	2.2	45	0.3	15
Hull Road	1.8	45	2.1	50	0.7	10

[Source: nomis - official labour market statistics \(ONS\)](#)

Under Universal Credit a broader span of claimants are required to look for work than under Jobseeker's Allowance. As Universal Credit Full Service is rolled out in particular areas, the number of people recorded as being on the Claimant Count is therefore likely to rise.

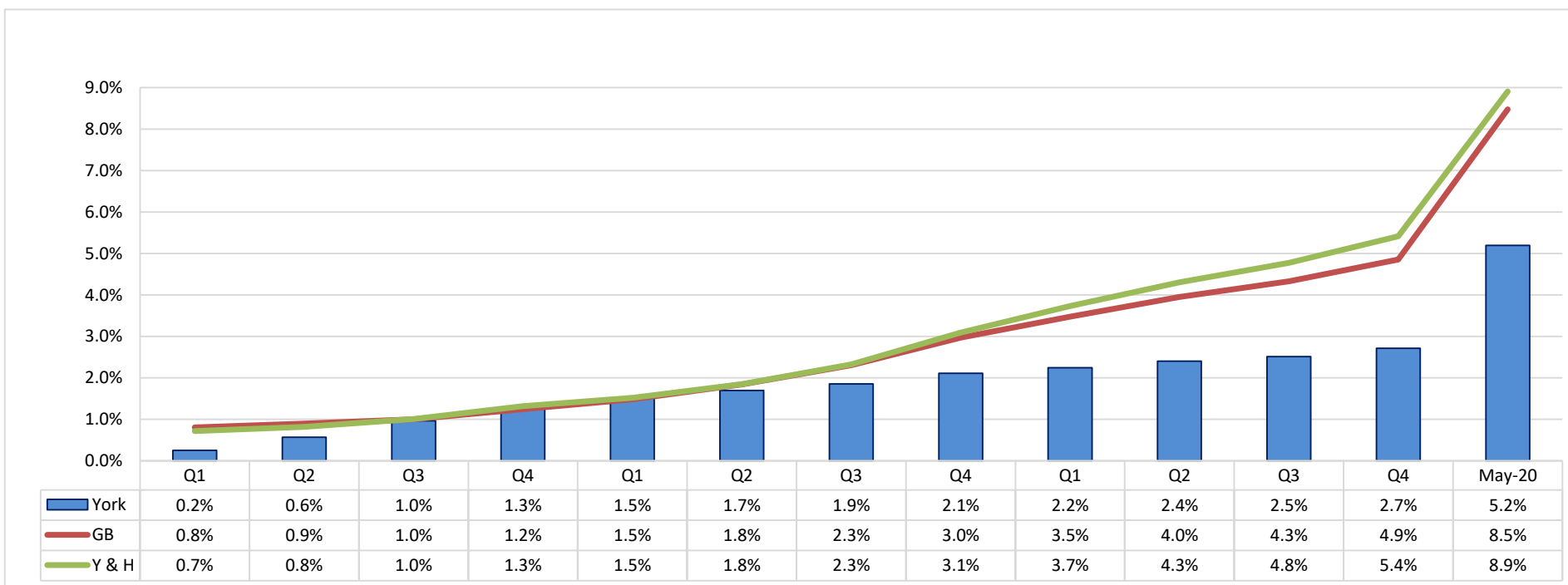
## Job Seekers Allowance

### Universal Credit Claimants

The JSA figures should be viewed in the context of the number of people receiving Universal Credit in York increasing from 12,158 in May to 12,534 in June. Under Universal Credit a broader span of claimants are required to look for work than under Jobseekers Allowance. As Universal Credit Full Service is rolled out in particular areas, the number of people recorded as being on the Claimant Count is therefore likely to rise.

Of which, in May, 7,215 were not in employment. The June figures will not be released until next month.

On 12 July 2017 Universal Credit became available to parents and couples in the York area, until this date Universal Credit was only available to single job seekers in the area. From November 2019 the provisional figures will show the total of those claiming Universal Credit. A breakdown will only be shown when the figures are revised.



Source: [nomis - official labour market statistics \(ONS\)](#)

Following the introduction of Universal Credit, the claimant count takes into account:

- people claiming contribution JSA (this is not affected by the introduction of Universal Credit)
- the figures for Universal Credit are provisional for the current month and may be revised in the next update.