

# **City of York Council**



## **Job Seekers Allowance and Universal Credit Claimants**

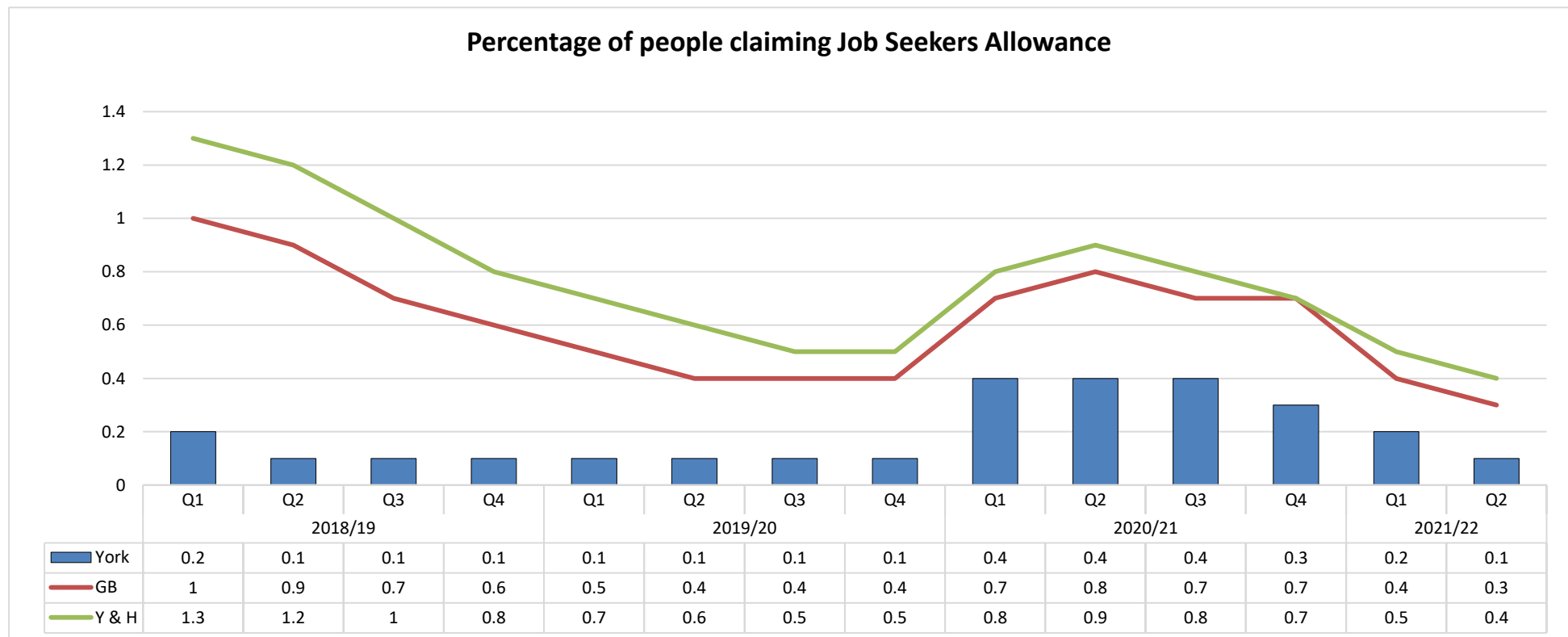
**September 2021**

## Job Seekers Allowance

**September 2021**

### York overall picture:

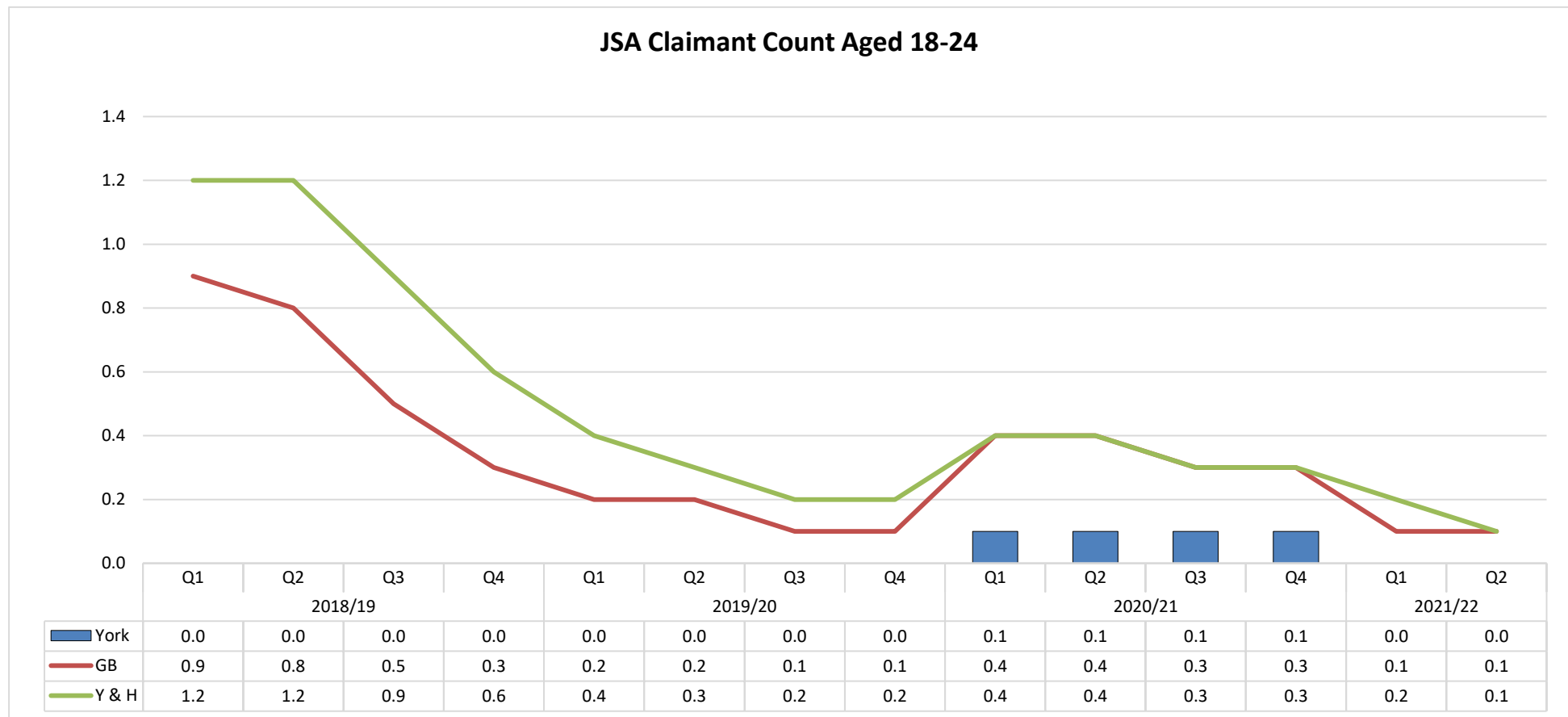
- The JSA claimant count for York in September 2021 is 195.
- In March 2020 the figure was 185, which is an increase of 5.4% .
- This represents 0.1% of the working age population.
- The region stands at 0.4% and GB at 0.3%.
- The highest JSA claimant count in York in the past 10 years (from September 2011) is from February 2012 with a figure of 3,675 or 2.8% of the working age population.



Source: [nomis - official labour market statistics \(ONS\)](#)

### JSA Claimants 18 - 24 years old

- In September 2021 the total number of claimants (18-24) stood at 10, an increase of 5 from March 2020.
- This represents 0.0% of the working age population.
- The region stands at 0.1% and GB at 0.1%.

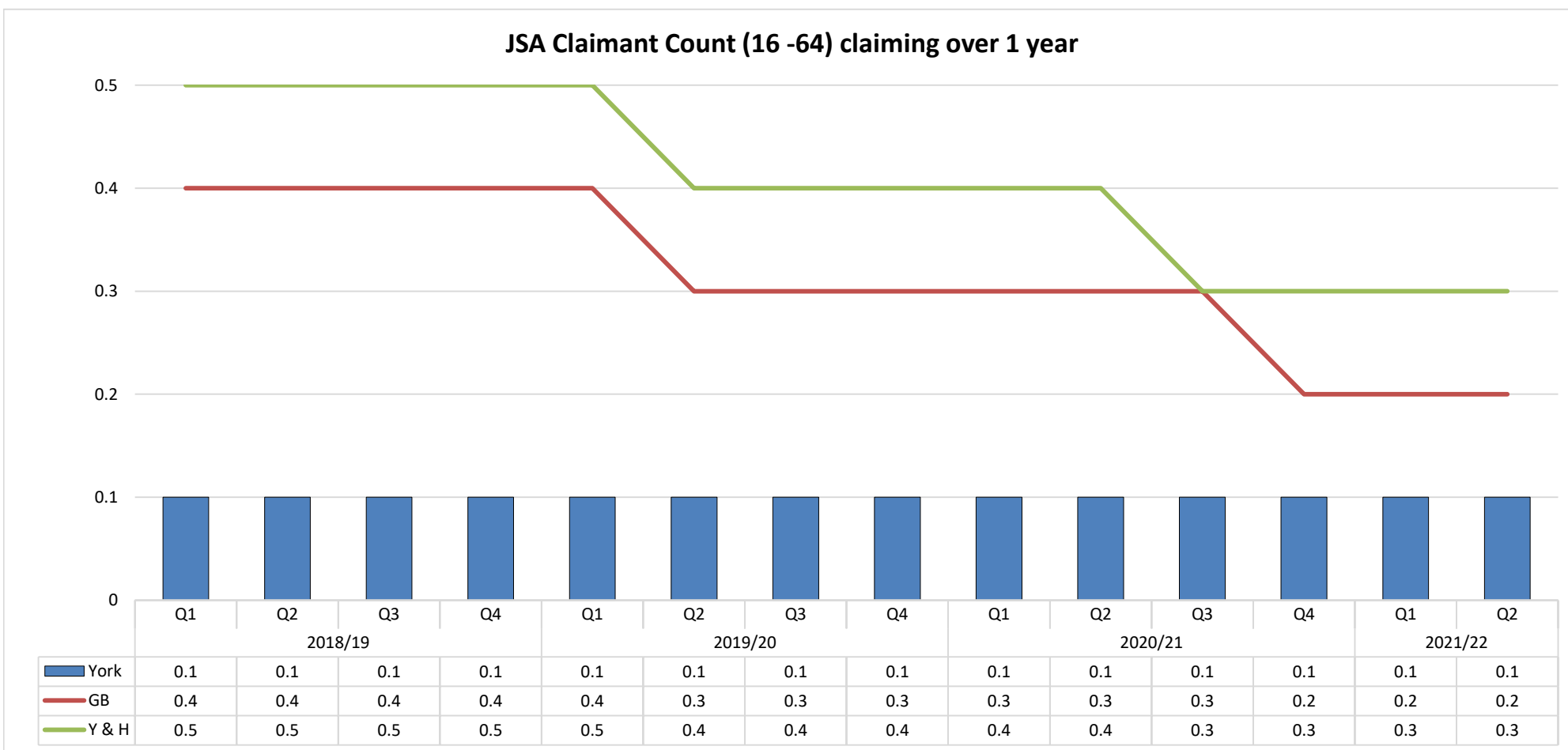


Source: [nomis - official labour market statistics \(ONS\)](#)

## Job Seekers Allowance

### JSA Claimants out of work for over one year

- Claimants out of work for over one year, decreased by 5 from last month, totalling 85, 5 less than one year ago - a 5.6% decrease.
- This represents 0.1% of the working age population who were out of work for over 1 year.
- The region stands at 0.3% and GB at 0.2%.

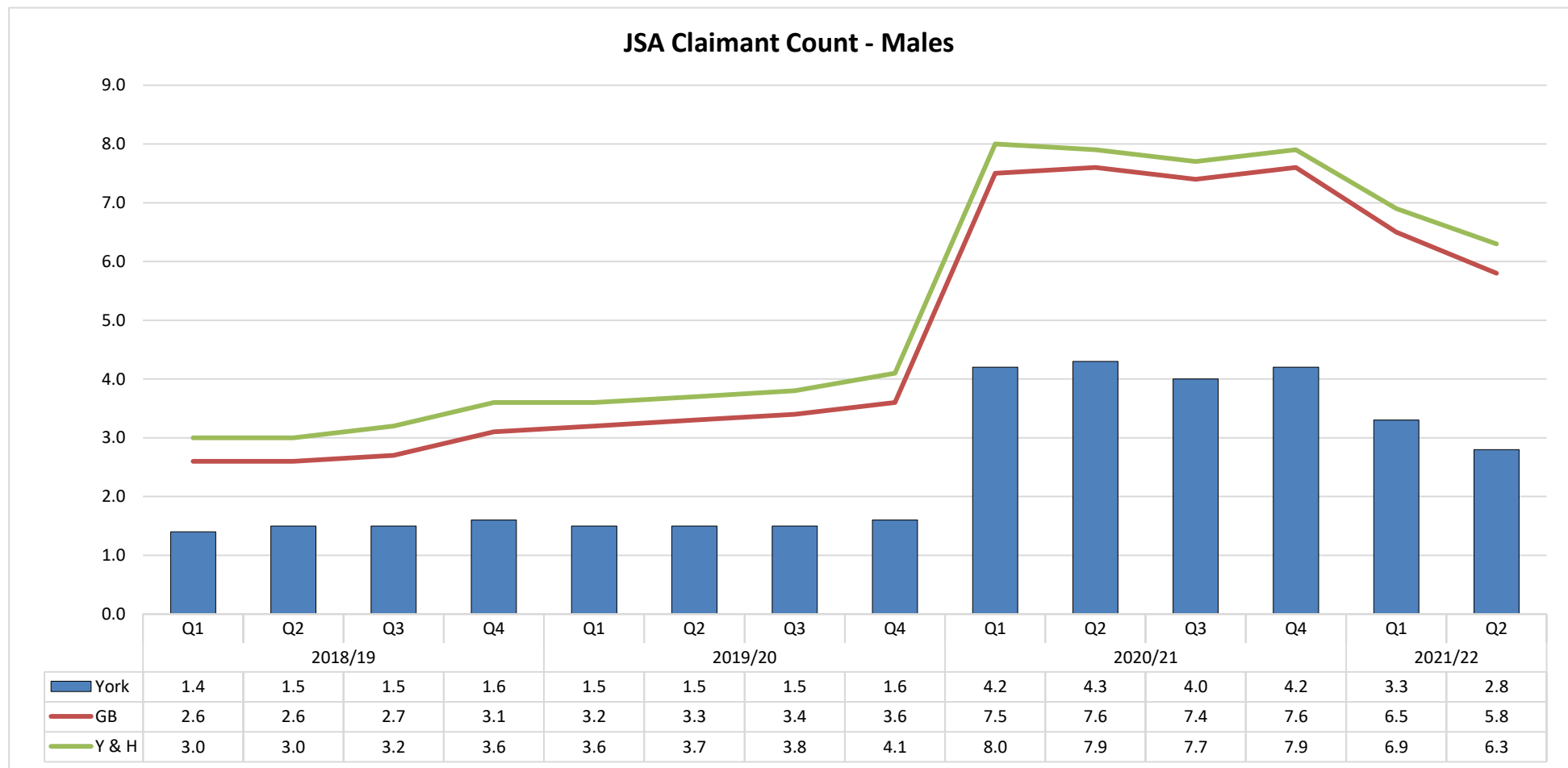


Source: nomis - official labour market statistics (ONS)

## Job Seekers Allowance

### JSA Male Claimant Count

- Male Claimants have decreased by 10 from last month, totalling 110, 240 less than one year ago - a 68.6% decrease.
- This represents 2.8 % of the male working age population.
- The region stands at 6.3% and GB at 5.8%.

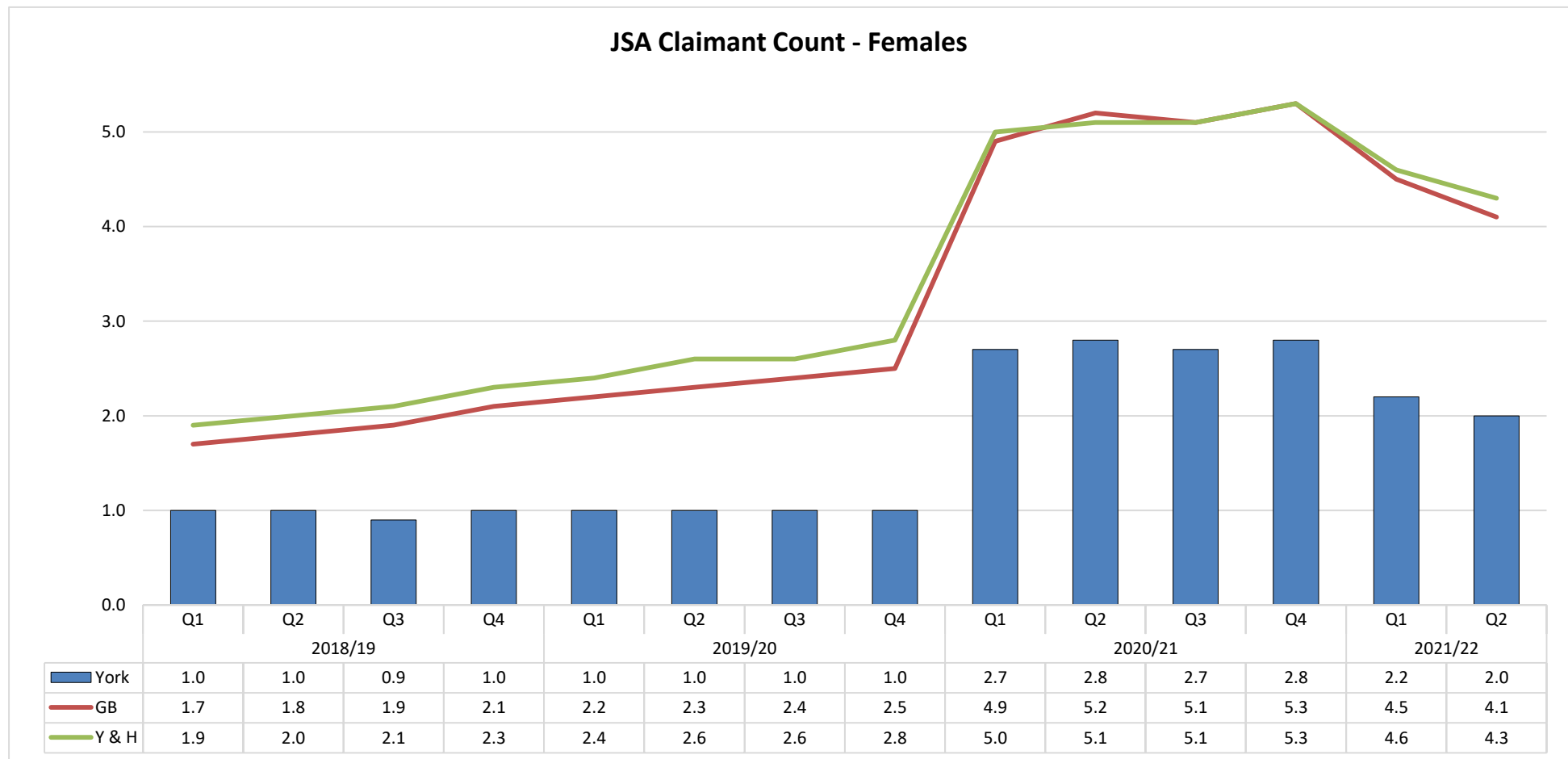


Source: [nomis](https://nomis.digital) - official labour market statistics (ONS)

## Job Seekers Allowance

### JSA Female Claimants

- Female Claimants have decreased by 10 from last month, totalling 85, 180 less than one year ago - a 67.9% decrease.
- This represents 2.0 % of the female working age population.
- The region stands at 4.3% and GB at 4.1%.



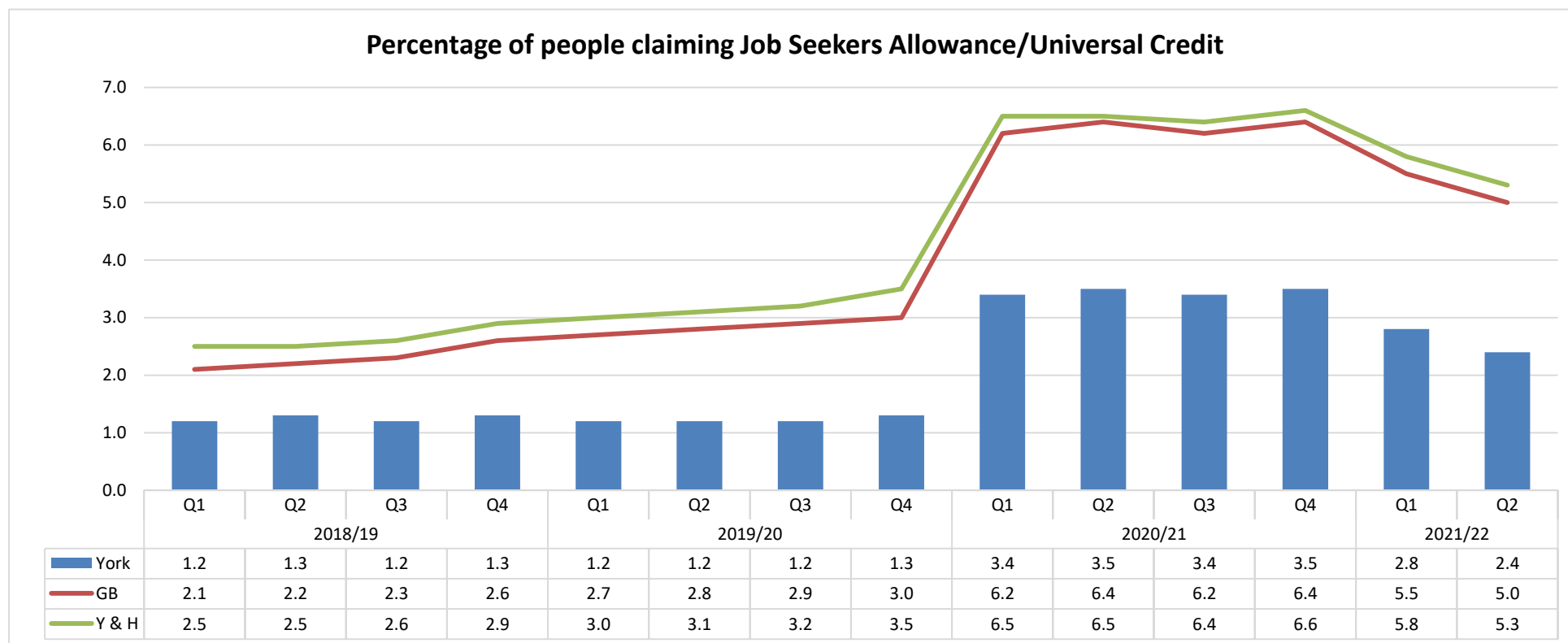
Source: [nomis - official labour market statistics \(ONS\)](#)

## Job Seekers Allowance and Universal Credit Claimants

September 2021

### York Jobseekers Allowance/Universal Credit overall picture:

- The JSA/UC claimant count for York in September 2021 is 3,380.
- In March 2020 the figure was 1820, this is an increase of 1560 (85.7%).
- This represents 2.4% of the working age population.
- The region stands at 5.3% and GB at 5.0%.
- The highest JSA/UC claimant count in York in the past 4 years (from September 2017) is from August 2020 with a figure of 5,080 or 3.6% of the working age population.

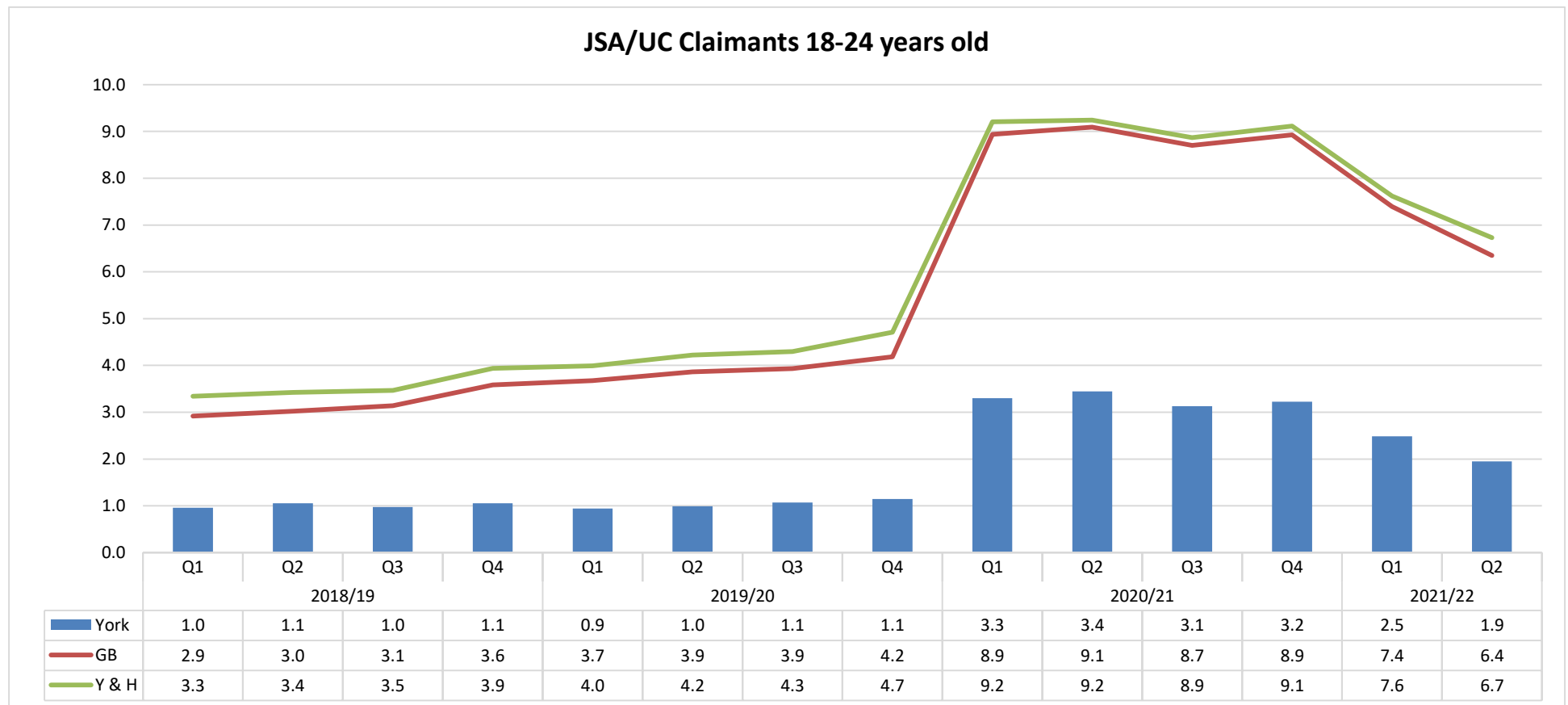


Source: nomis - official labour market statistics (ONS)

## Job Seekers Allowance and Universal Credit Claimants

### JSA/UC Claimants 18 - 24 years old

- In September 2021 the total number of claimants (18-24) stood at 620, a reduction of 35 (a 5.3% decrease) from August 2021.
- This represents 1.9% of the working age population.
- The region stands at 6.7% and GB at 6.4%.



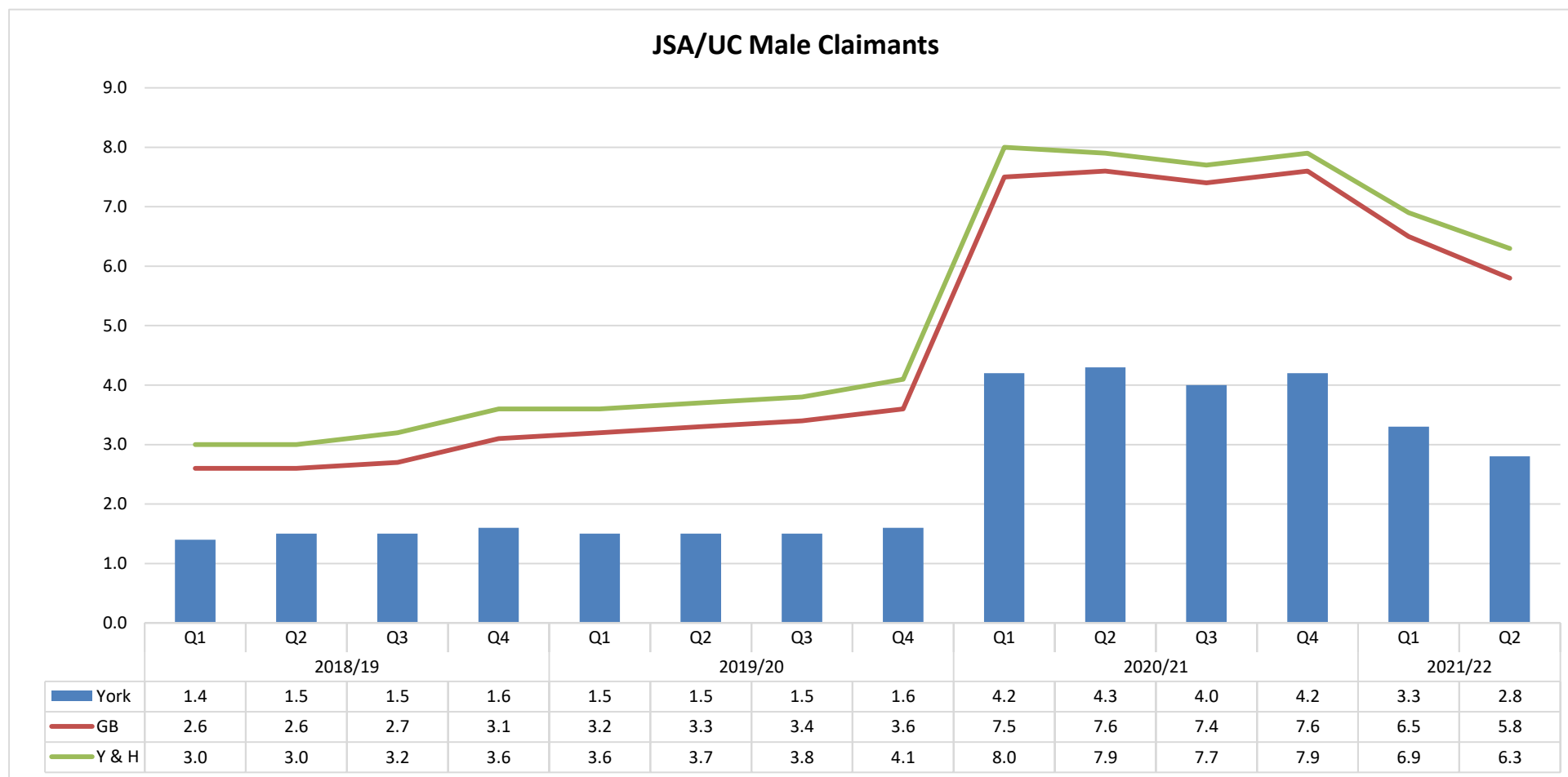
[Source: nomis - official labour market statistics \(ONS\)](#)



## Job Seekers Allowance and Universal Credit Claimants

### JSA/UC Male Claimant Count

- Male Claimants have decreased by 125 from last month, totalling 1,975, 1,000 less than one year ago - a 33.6% decrease.
- This represents 2.8 % of the male working age population.
- The region stands at 6.3% and GB at 5.8%.

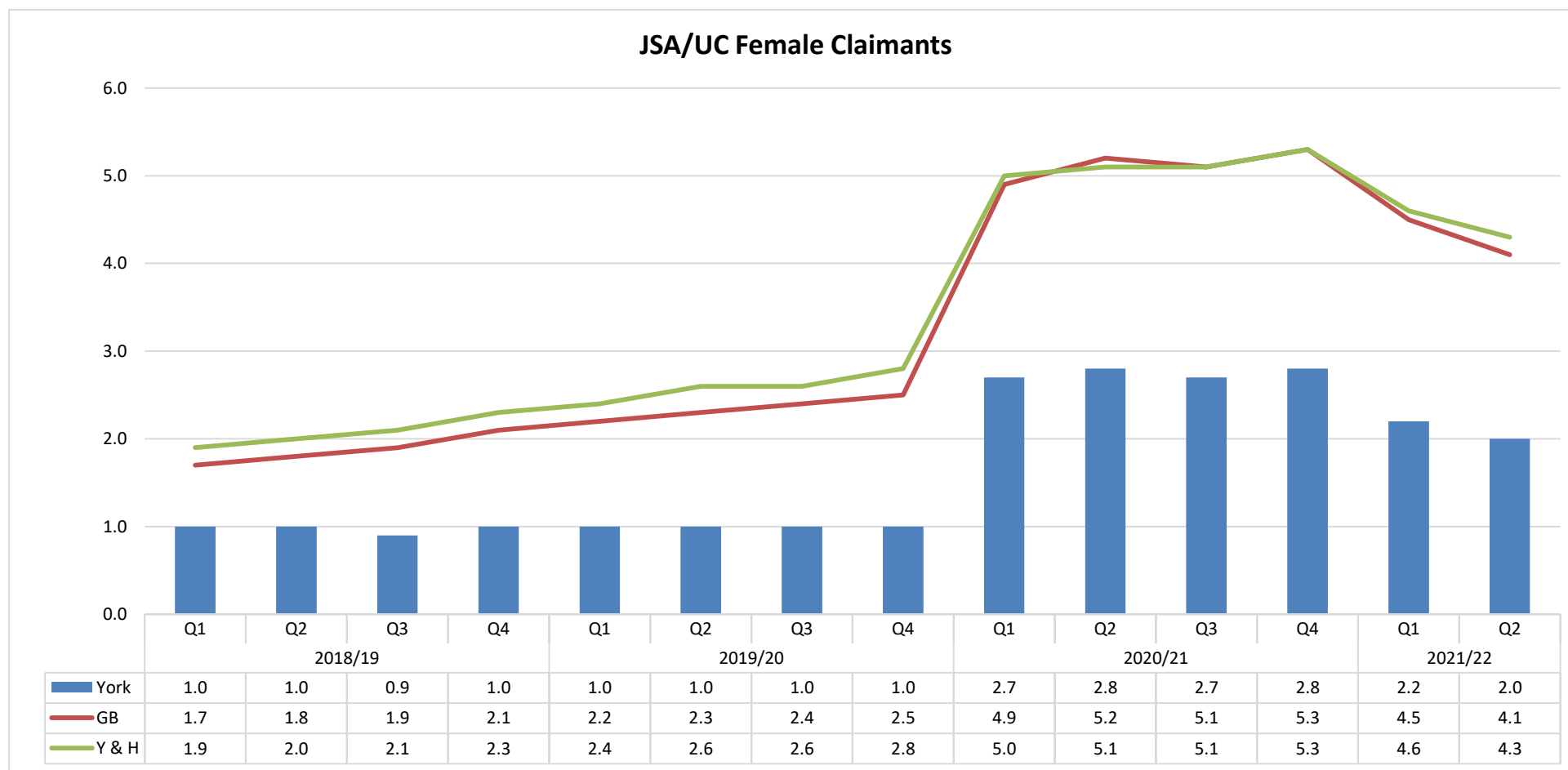


Source: [nomis](https://nomis.digital) - official labour market statistics (ONS)

## Job Seekers Allowance and Universal Credit Claimants

### JSA/UC Female Claimants

- Female Claimants have decreased by 65 from last month, totalling 1,405, 570 less than one year ago - a 28.9% decrease.
- This represents 2.0 % of the female working age population.
- The region stands at 4.3% and GB at 4.1%.



Source: [nomis - official labour market statistics \(ONS\)](#)

## Job Seekers Allowance and Universal Credit Claimants

### York Wards

Below are the claimant count for Wards comparing the latest available data with the previous month and the previous year.

#### Job Seekers Allowance And Universal Credit Claimants - Ward Analysis (Sep 2021)

##### Total JSA and U/C Claimants

Ward	September 2021		August 2021		September 2020	
Westfield	4.9	435	5.2	460	6.4	565
Clifton	3.7	260	4.0	280	5.0	355
Holgate	3.4	295	3.5	310	4.9	425
Heworth	3.3	335	3.4	345	4.6	465
Acomb	2.7	150	2.9	160	4.0	225
Micklegate	2.5	240	2.8	260	4.1	385
Huntington & New Earswick	2.4	175	2.5	185	3.7	275
Guildhall	2.4	355	2.4	360	3.3	485
Osbalwick & Derwent	2.0	95	2.1	100	2.8	130
Heworth Without	2.0	40	1.7	35	2.8	60
Dringhouses & Woodthorpe	2.0	135	2.3	160	3.7	255
Rawcliffe & Clifton Without	1.9	150	2.1	165	3.0	240
Fulford & Heslington	1.8	40	1.9	40	2.5	55
Rural West York	1.7	75	1.7	80	2.3	100
Fishergate	1.7	145	1.8	150	2.4	205
Strensall	1.6	80	1.7	85	2.8	140
Hull Road	1.6	195	1.7	205	2.2	270
Copmanthorpe	1.6	35	1.5	35	2.3	50
Bishopthorpe	1.5	30	1.7	35	2.8	60
Haxby & Wigginton	1.2	75	1.4	90	2.4	145
Wheldrake	1.1	30	1.6	40	2.2	55

[Source: nomis - official labour market statistics \(ONS\)](#)

Under Universal Credit a broader span of claimants are required to look for work than under Jobseeker's Allowance. As Universal Credit Full Service is rolled out in particular areas, the number of people recorded as being on the Claimant Count is therefore likely to rise.

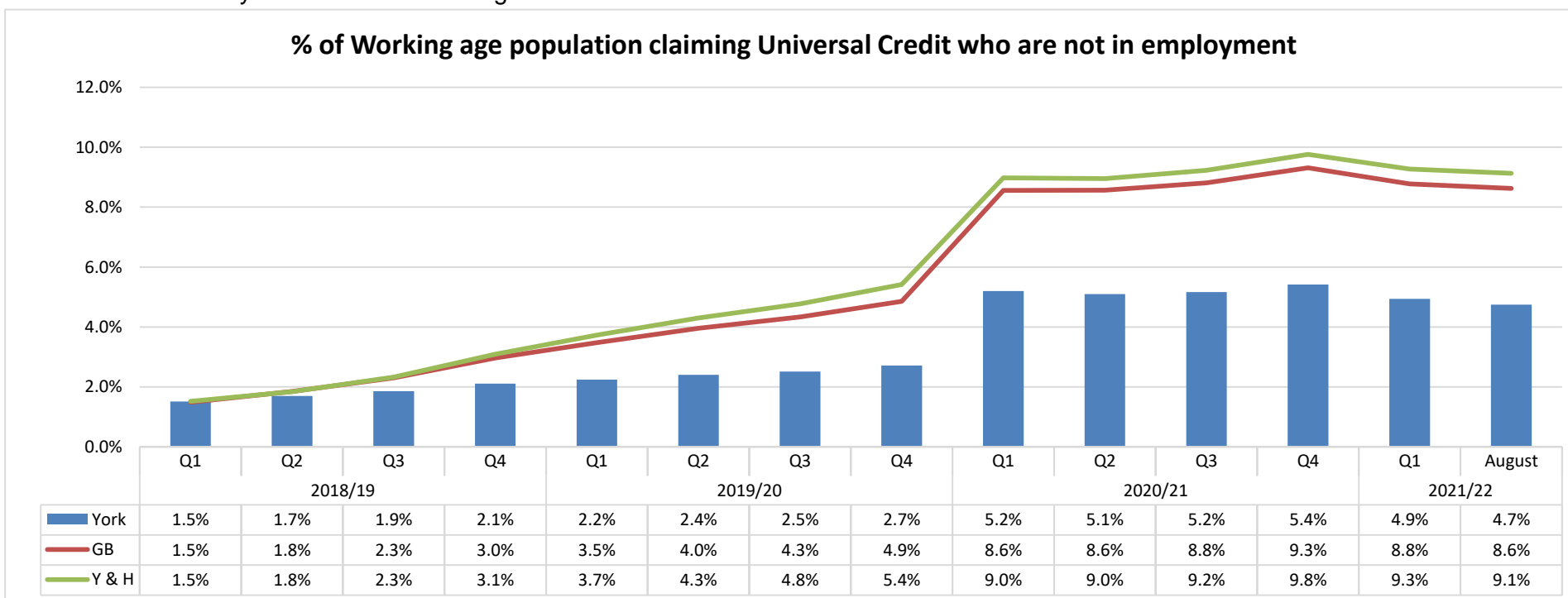
## Job Seekers Allowance

### Universal Credit Claimants

The JSA figures should be viewed in the context of the number of people receiving Universal Credit in York decreasing from 12,405 in August to 12,335 in September. Under Universal Credit a broader span of claimants are required to look for work than under Jobseekers Allowance. As Universal Credit Full Service is rolled out in particular areas, the number of people recorded as being on the Claimant Count is therefore likely to rise.

Of which, in August, 6,597 were not in employment. The September figures will not be released until next month.

On 12 July 2017 Universal Credit became available to parents and couples in the York area, until this date Universal Credit was only available to single job seekers in the area. From November 2019 the provisional figures will show the total of those claiming Universal Credit. A breakdown will only be shown when the figures are revised.



Source: [nomis - official labour market statistics \(ONS\)](#)

Following the introduction of Universal Credit, the claimant count takes into account:

- people claiming contribution JSA (this is not affected by the introduction of Universal Credit)
- the figures for Universal Credit are provisional for the current month and may be revised in the next update.