

# City of York Council



## Annual Survey of Hours and Earnings Median Earnings

### 2020

The ONS released the following narrative in relation to the national picture:

Statistics in this bulletin relate to the pay period that includes 22 April 2020, at which time approximately 8.8 million employees were furloughed under the Coronavirus Job Retention Scheme (CJRS); the estimates in this bulletin include furloughed employees and are based on actual payments made to the employee from company payrolls and the hours on which this pay was calculated, which in the case of furloughed employees are their usual hours.

Median weekly pay for full-time employees fell in the private sector (negative 0.6%) but not in the public sector (positive 2.4%), following four years of higher pay growth in the private sector; this fall reflects the different job types across each sector and the extent they have been impacted because of the coronavirus (COVID-19) pandemic.

Source: ONS - Annual Survey of Hours and Earnings 2020

**2020**

**York overall picture:**

The survey provides data on levels, distribution and make up of earnings and hours worked for UK employees by sex and full-time/part-time status in all industries and occupations.

Summary of release:

**Median Gross Weekly Pay by Workplace:**

	2019	2020		
Full Time:				
York:	£579.90	£574.90	↓	0.86%
National:	£570.20	£586.70	↑	2.89%
Regional:	£520.40	£538.90	↑	3.55%

**Median Gross Annual Pay by Workplace:**

	2019	2020		
Full Time:				
York:	£29,631.00	£30,725.00	↑	3.69%
National:	£29,633.00	£31,589.00	↑	6.60%
Regional:	£26,892.00	£28,745.00	↑	6.89%

**Difference between median Weekly Pay and 25th Percentile:**

Pay Gap:				
York:	£169.50	£168.20	↑	0.77%
National:	£157.20	£156.20	↓	0.64%
Regional:	£133.00	£137.00	↑	3.01%

**Median Gross Hourly Rate by Workplace:**

Full Time:				
York:	£14.96	£14.78	↓	1.20%
National:	£14.39	£15.24	↑	5.91%
Regional:	£13.00	£13.72	↓	5.54%

**Median Gross Weekly Pay by Workplace:**

Part Time:				
York:	£188.50	£182.60	↓	3.13%
National:	£161.30	£202.90	↑	25.79%
Regional:	£162.40	£196.60	↑	21.06%

**Median Hours Worked by Workplace:**

Full Time:				
York:	37.50	37.00	↓	1.00%
National:	37.50	37.50	→	0.00%
Regional:	37.50	37.50	→	0.00%

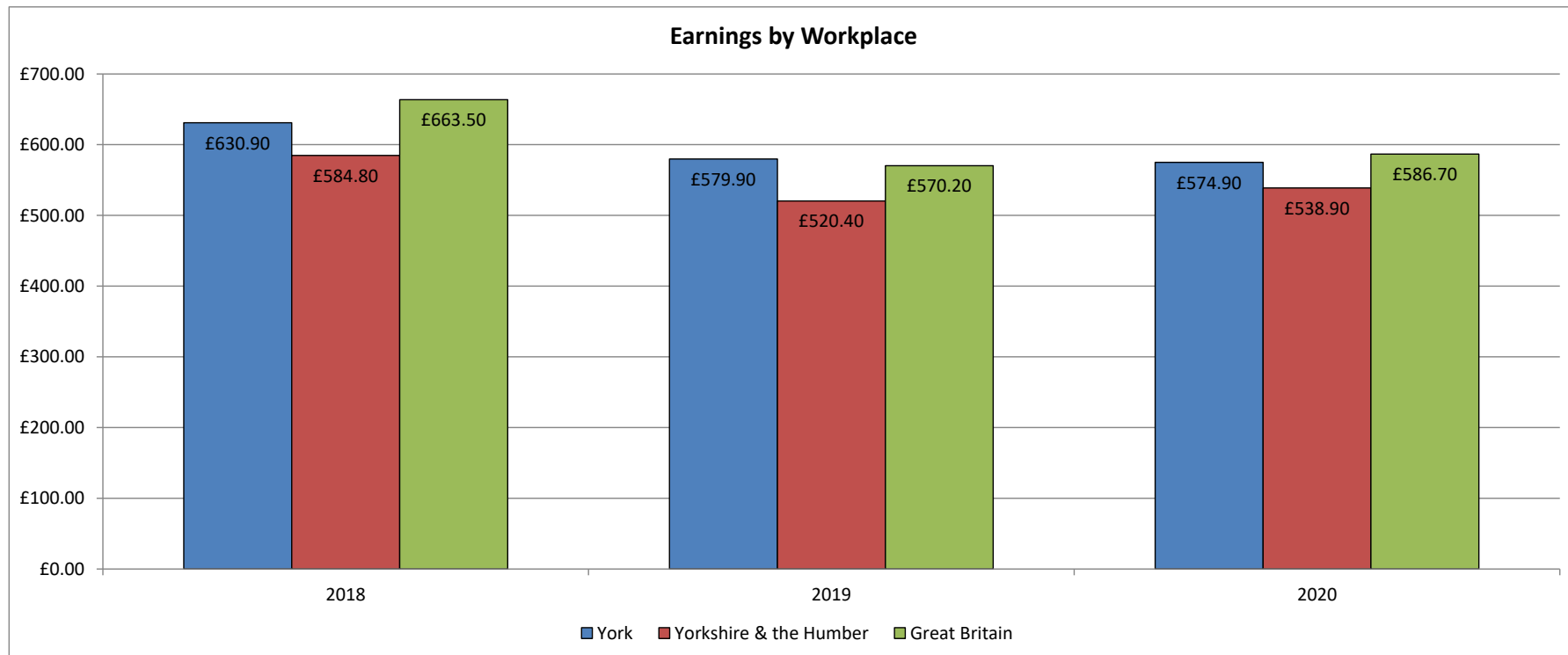
Source: ONS - Annual Survey of Hours and Earnings

**York overall picture:****Earnings by Workplace**

The median gross weekly pay for York was £574.90. This is a decrease of 0.86% since the previous year (2019) when the median gross pay was £579.90.

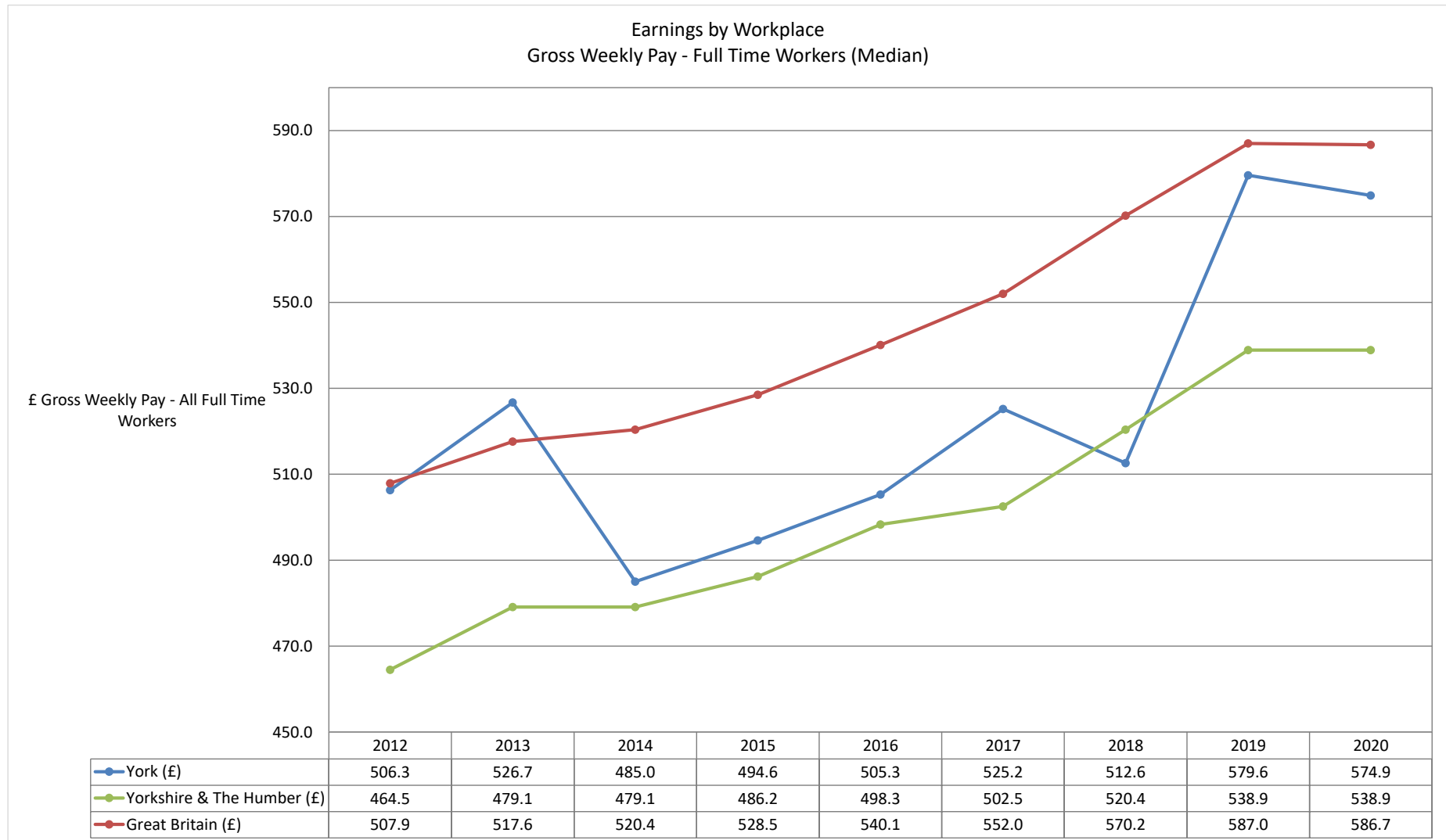
The median gross weekly pay for Yorkshire & the Humber in the same period has increased by 3.55% from £520.40 to £538.90. There has been an increase in the difference between York and Yorkshire region of 4.0 %.

In the same period the median gross weekly pay for Great Britain has increased by 2.89% from £570.20 to £586.70. There has been an increase in the difference between York and Great Britain of 3.7 %.



Source: ONS - Annual Survey of Hours and Earnings

York is ranked 2/22 in the region (no change from 2019) with North Lincolnshire ranked the highest with the median gross weekly pay of £586.30 and Ryedale ranked the lowest with a gross weekly pay of £450.10.

**Full Time Workers Gross Weekly Pay showing historic data from 2012 to 2020**

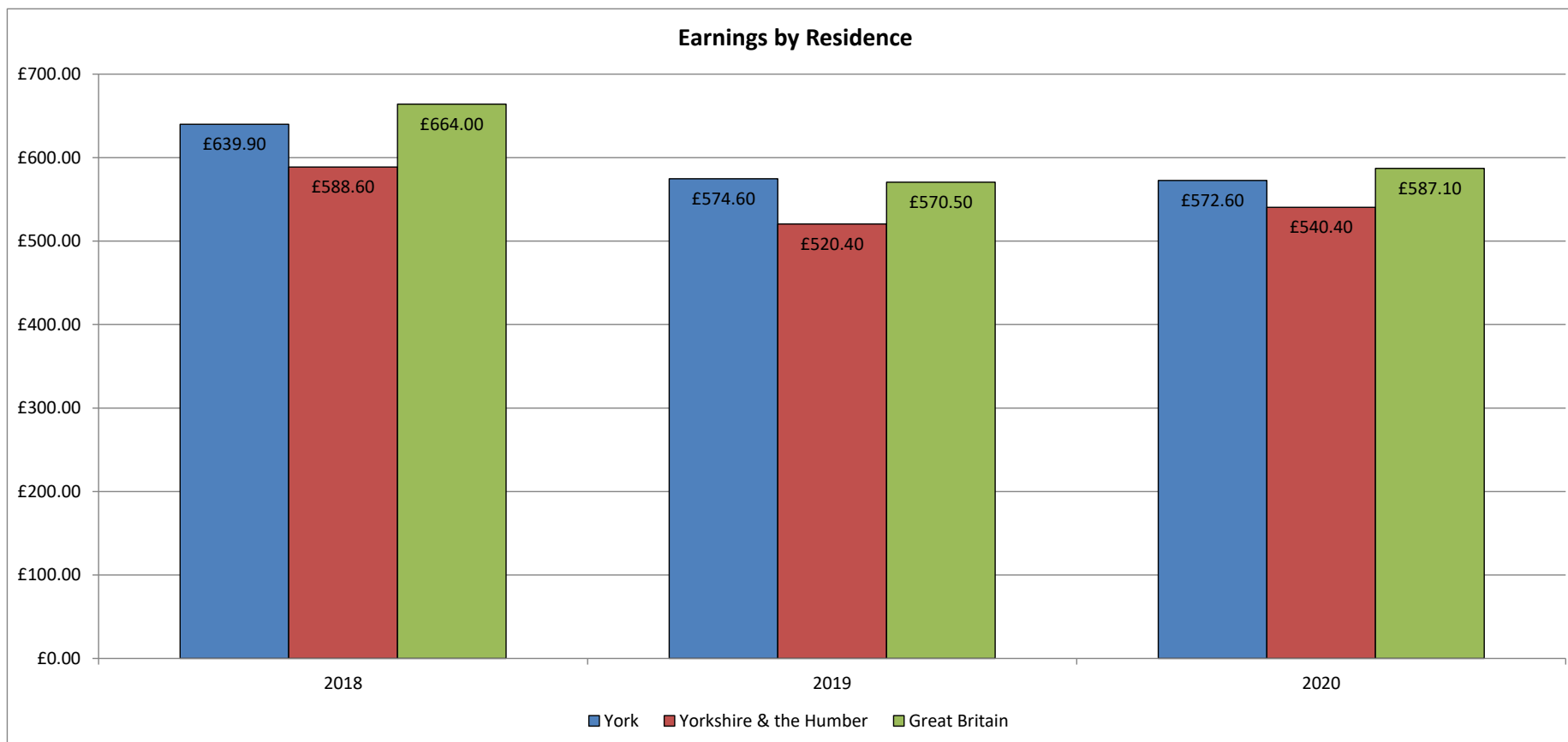
Source: ONS - Annual Survey of Hours and Earnings

**Earnings by Residence**

The median gross weekly pay for 2020 is £572.60. This is a decrease of 0.35% since the previous year (2019) when the median gross pay was £574.60.

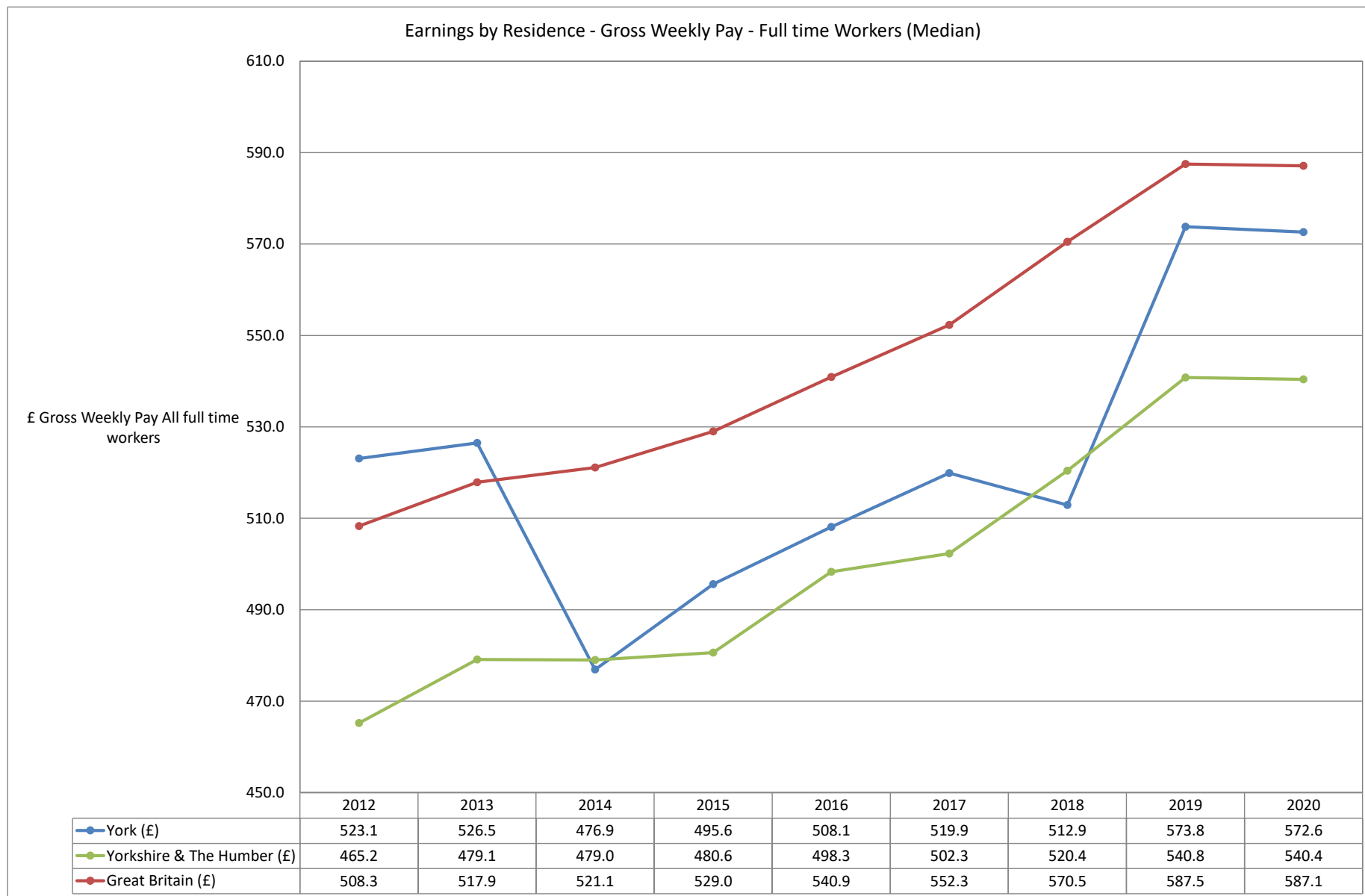
The median gross weekly pay for Yorkshire & the Humber in the same period has increased by 3.84% from £520.40 to £540.40. There has been a reduction in the difference between York and Yorkshire and the Humber of -3.8%.

In the same period the median gross weekly pay for Great Britain has increased by 2.91% from £570.50 to £587.10. There has been an increase in the difference between York and Great Britain of 3.2 %.



Source: ONS - Annual Survey of Hours and Earnings

York is ranked 4/22 in the region (no change from 2019) with Harrogate ranked the highest with the median gross weekly pay of £604.10 and Richmondshire ranked the lowest with a gross weekly pay of £460.50.

**Full Time Workers Gross Weekly Pay showing historic data from 2012 to 2020**

Source: ONS - Annual Survey of Hours and Earnings

**Full Time Pay for Males (Workplace)**

The median gross weekly pay for 2020 is £593.70. This is a decrease of 8.65% since the previous year (2019) when the median gross pay was £649.90.

The median gross weekly pay for Yorkshire & the Humber in the same period has increased by 2.48% from £560.00 to £573.90. There has been an increase in the difference between York and Yorkshire and the Humber of 10.5 %.

In the same period the median gross weekly pay for Great Britain has increased by 1.93% from £611.10 to £622.90. There has been an increase in the difference between York and Great Britain of 10.9 %.



Source: ONS - Annual Survey of Hours and Earnings

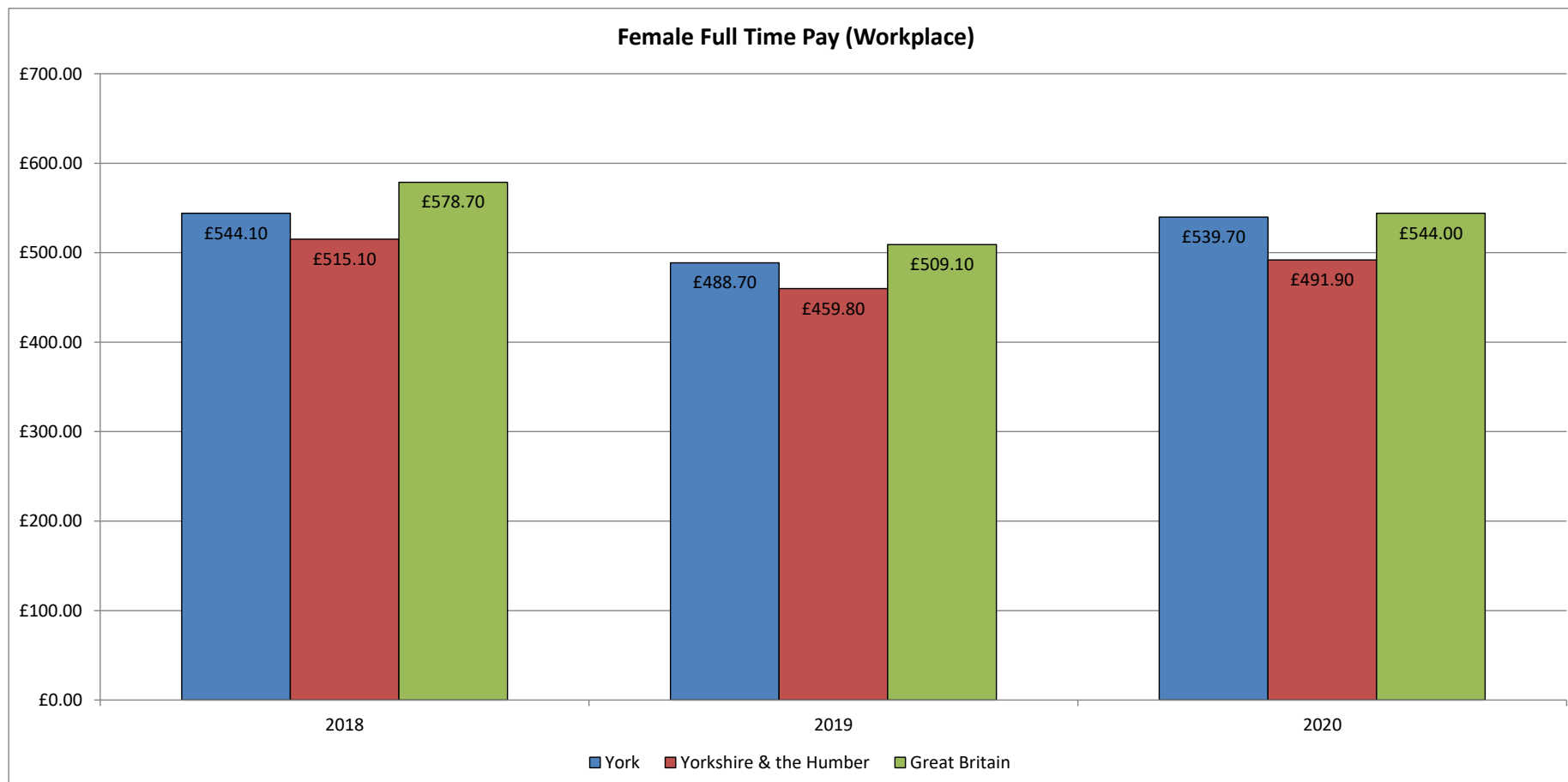
York is ranked 4/22 in the region (down from 1/22 in 2019) with North Lincolnshire ranked the highest with the median gross weekly pay of £625.20 and Ryedale ranked the lowest with a gross weekly pay of £494.00.

**Full Time Pay for Females (Workplace)**

The median gross weekly pay for 2020 is £539.70. This is an increase of 10.44% since the previous year (2019) when the median gross pay was £488.70.

The median gross weekly pay for Yorkshire & the Humber in the same period has increased by 6.98% from £459.80 to £491.90. There has been a reduction in the difference between York and Yorkshire and the Humber of 2.9%.

In the same period the median gross weekly pay for Great Britain has increased by 6.86% from £509.10 to £544.00. There has been a reduction in the difference between York and Great Britain of 3.4%.



Source: ONS - Annual Survey of Hours and Earnings

York is ranked 2/22 in the region (Up from 5/22 in 2019) with Harrogate ranked the highest with the median gross weekly pay of £565.10 and Ryedale ranked the lowest with a gross weekly pay of £437.80.

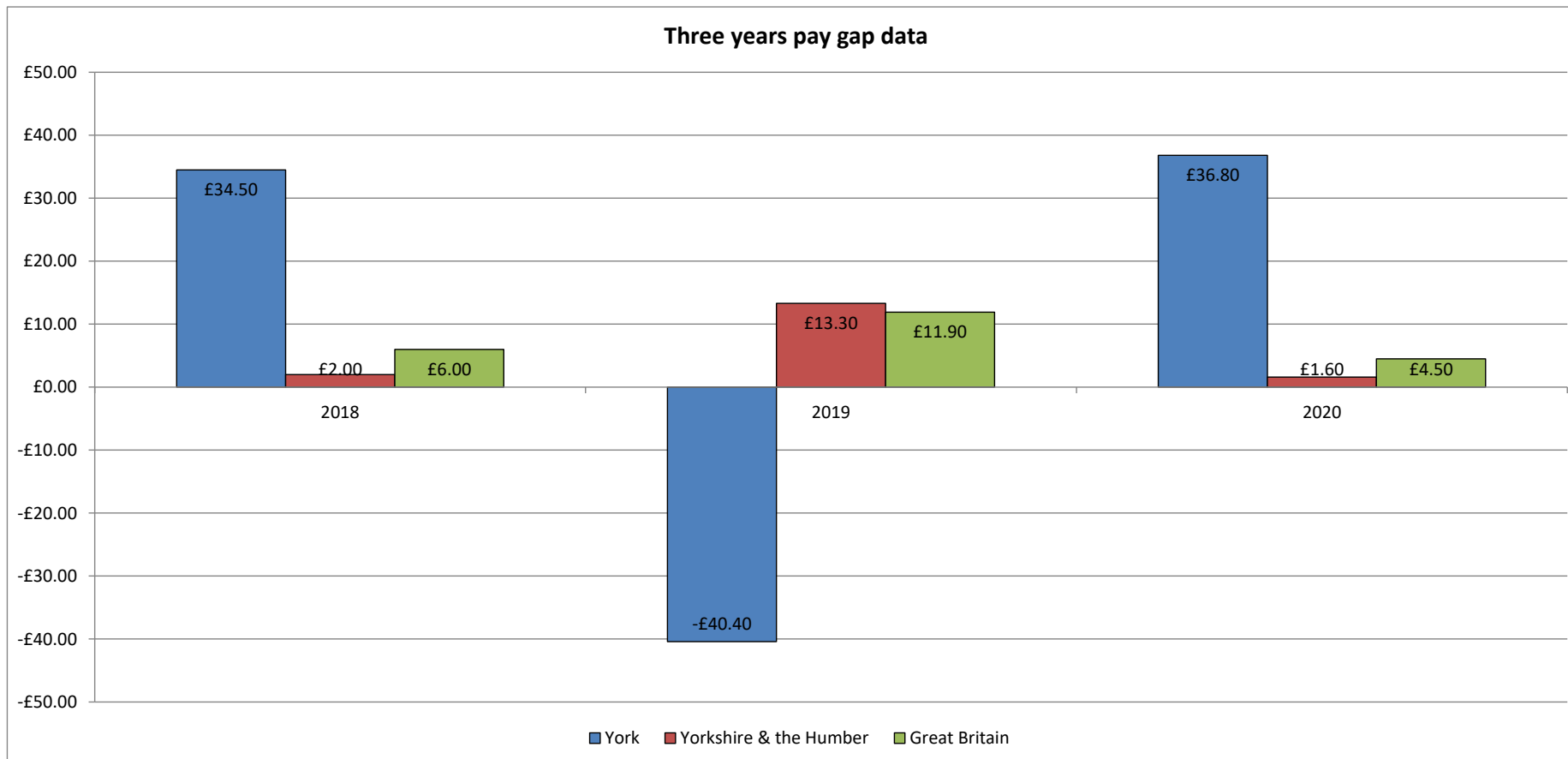


**Pay Gap Data (Workplace)**

The difference between the median gross weekly pay and 25 percentile for 2020 is £168.20. This is a decrease of 0.77% since the previous year (2019) when the difference in gross pay was £169.50.

The difference in median gross weekly pay for Yorkshire & the Humber in the same period has increased by 3.01% from £133.00 to £137.00. There has been an increase in the difference between York and Yorkshire and the Humber of 3.0 %.

In the same period the median gross weekly pay for Great Britain has decreased by 0.64% from £157.20 to £156.20. There has been an increase in the difference between York and Yorkshire and the Humber of 0.1 %.



Source: ONS - Annual Survey of Hours and Earnings

York is ranked 2/22 in the region (no change from 2019) with North Lincolnshire ranked the highest with a difference in the median gross weekly pay of £171.50 and Ryedale ranked the lowest with a difference in the median gross weekly pay of £81.40. (1 is good, 22 is bad)

**Part-Time Pay (Workplace)**

The median gross weekly pay for 2020 is £182.60. This is a decrease of 3.13% since the previous year (2019) when the median gross pay was £188.50.

The median gross weekly pay for Yorkshire & the Humber in the same period has increased by 21.06% from £162.40 to £196.60. There has been an increase in the difference between York and Yorkshire and the Humber of 21.5 %.

In the same period the median gross weekly pay for Great Britain has increased by 25.79% from £161.30 to £202.90. There has been an increase in the difference between York and Great Britain of 25.5%.



Source: ONS - Annual Survey of Hours and Earnings

York is ranked 15/22 in the region (Down from 13/20 in 2019) with Harrogate ranked the highest with an median gross weekly pay of £230.70 and Selby ranked the lowest with an median gross weekly pay of £157.10.

**Annual Pay (Workplace)**

The median gross annual pay for 2020 is £30,725.00. This is an increase of 3.69% since the previous year (2019) when the median gross pay was £29,631.00.

The median gross annual pay for Yorkshire & the Humber in the same period has increased by 6.89% from £26,892.00 to £28,745.00. There has been a reduction in the difference between York and Yorkshire and the Humber of -2.80%.

In the same period median gross annual pay for Great Britain has increased by 6.60% from £29,633.00 to £31,589.00. There has been an increase in the difference between York and Great Britain of 2.8%.



Source: ONS - Annual Survey of Hours and Earnings

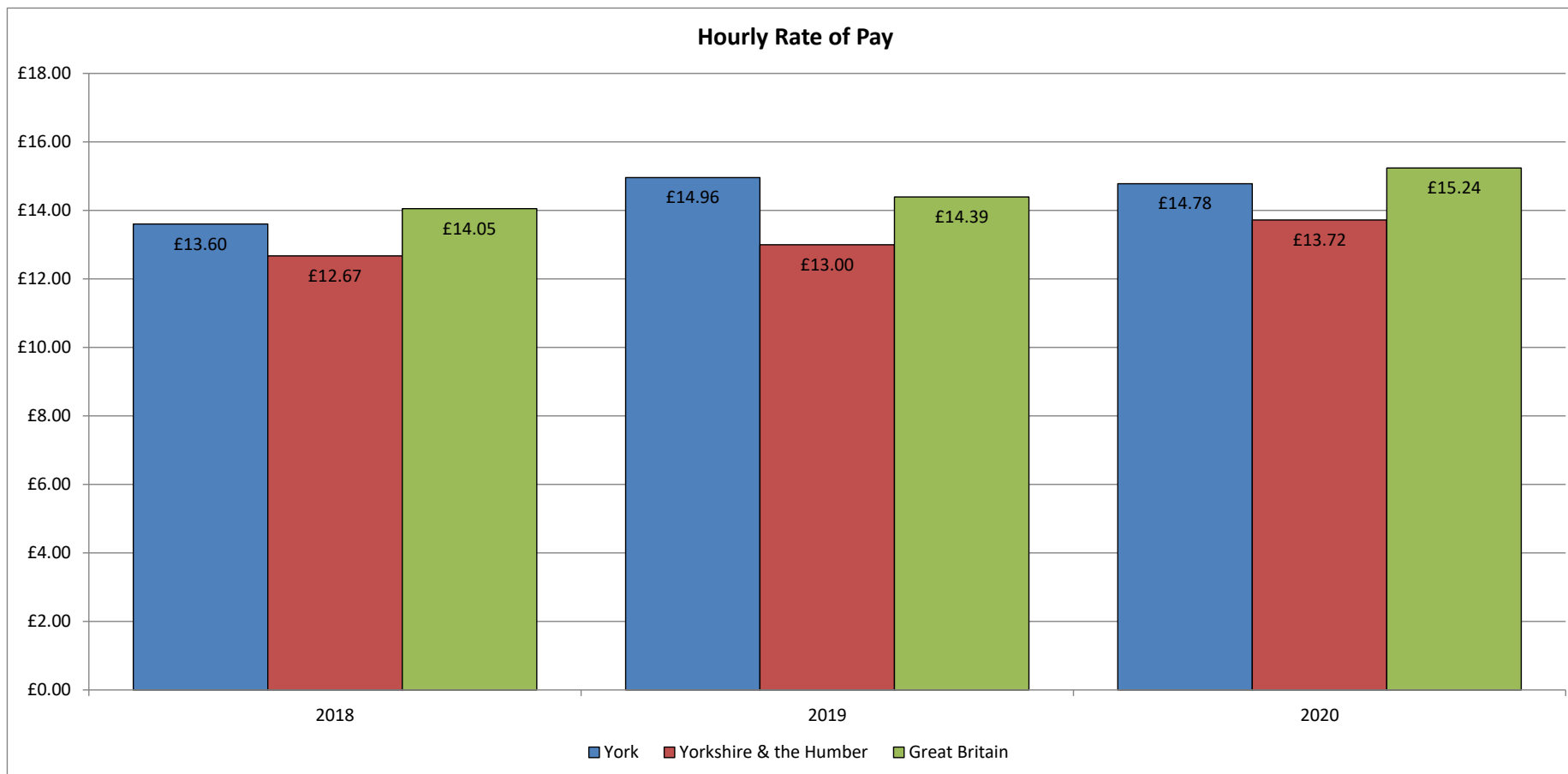
York is ranked highest in the region with median gross weekly pay of £30,725.00 and Ryedale is ranked the lowest with the median gross weekly pay of £24,887.00.

**Hourly Rate of Pay (Workplace)**

The median gross hourly rate of pay for 2020 is £14.78. This is a decrease of 1.20% since the previous year (Previous) when the median gross pay was £14.96.

The median gross hourly pay for Yorkshire & the Humber in the same period has increased by 5.54% from £13.00 to £13.72. There has been an increase in the difference between York and Yorkshire and the Humber of 5.9 %.

In the same period the median gross hourly pay for Great Britain has increased by 5.91% from £14.39 to £15.24. There has been an increase in the difference between York and Great Britain of 6.9% from 3.8% to -3.1%.



Source: ONS - Annual Survey of Hours and Earnings

York is ranked 2/22 in the region (Down from 1/22 in 2019) with Leeds ranked the highest with an median gross weekly pay of £14.82 and Ryedale ranked the lowest with a difference in the median gross weekly pay of £11.03.