

# City of York Council



## Annual Survey of Hours and Earnings Mean Earnings

### 2023

The lowest-earning employees tend to be part-time, younger (aged between 16 and 21 years), in the elementary occupations or in the accommodation and food service industry.

The highest-earning employees are concentrated in the managerial and professional occupations, aged between 35 and 49 years or work in the information and communication or finance and insurance service industries.

Source: ONS - Annual Survey of Hours and Earnings 2023

Produced by the Business Intelligence Hub

**2023**

**York overall picture:**

The survey provides data on levels, distribution and make up of earnings and hours worked for UK employees by sex and full-time/part-time status in all industries and occupations.

Summary of release:

**Average Gross Weekly Pay by Workplace:**

		2022	2023		
Full Time:	York:	£728.20	£776.70	↑	6.66%
	National:	£761.40	£807.30	↑	6.03%
	Regional:	£684.10	£725.30	↑	6.02%

**Average Gross Annual Pay by Workplace:**

		2022	2023		
Full Time:	York:	£37,931.00	£38,928.00	↑	2.63%
	National:	£40,236.00	£42,373.00	↑	5.31%
	Regional:	£35,428.00	£36,869.00	↑	4.07%

**Difference between Average Weekly Pay and 25th Percentile:**

Pay Gap:	York:	£270.20	£260.20	↓	3.70%
	National:	£278.50	£288.10	↓	3.45%
	Regional:	£229.20	£234.00	↓	2.09%

**Average Gross Hourly Rate by Workplace:**

Full Time:	York:	£19.18	£20.46	↑	6.67%
	National:	£19.61	£20.91	↑	6.63%
	Regional:	£17.51	£18.64	↑	6.45%

**Average Gross Weekly Pay by Workplace:**

Part Time:	York:	£259.90	£277.60	↑	6.81%
	National:	£268.10	£281.40	↑	4.96%
	Regional:	£254.50	£271.60	↑	6.72%

**Average Hours Worked by Workplace:**

Full Time:	York:	38.00	38.00	→	0.00%
	National:	38.80	38.60	↓	0.52%
	Regional:	39.10	38.90	↓	0.51%

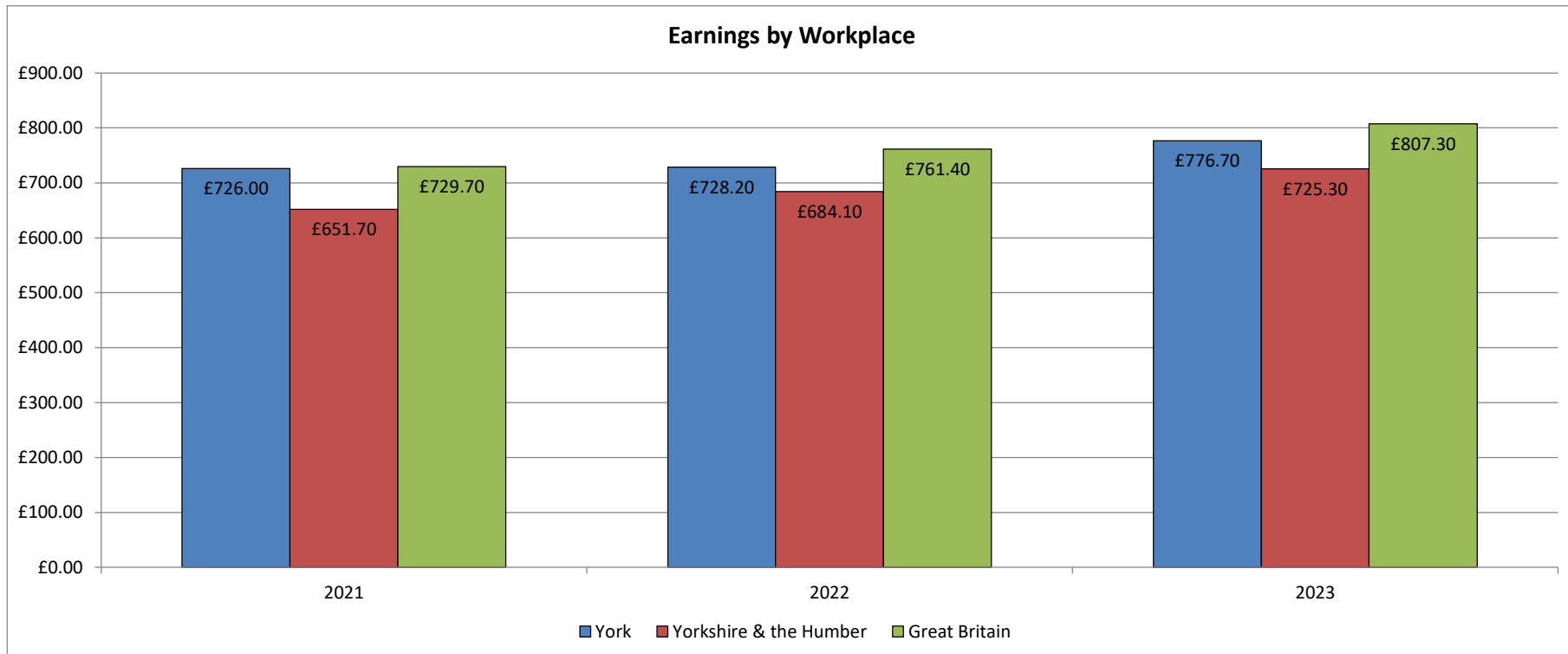
Source: ONS - Annual Survey of Hours and Earnings

**York overall picture:****Earnings by Workplace**

The average gross weekly pay for York was £776.70. This is an increase of 6.66% since the previous year (2022) when the average gross pay was £728.20.

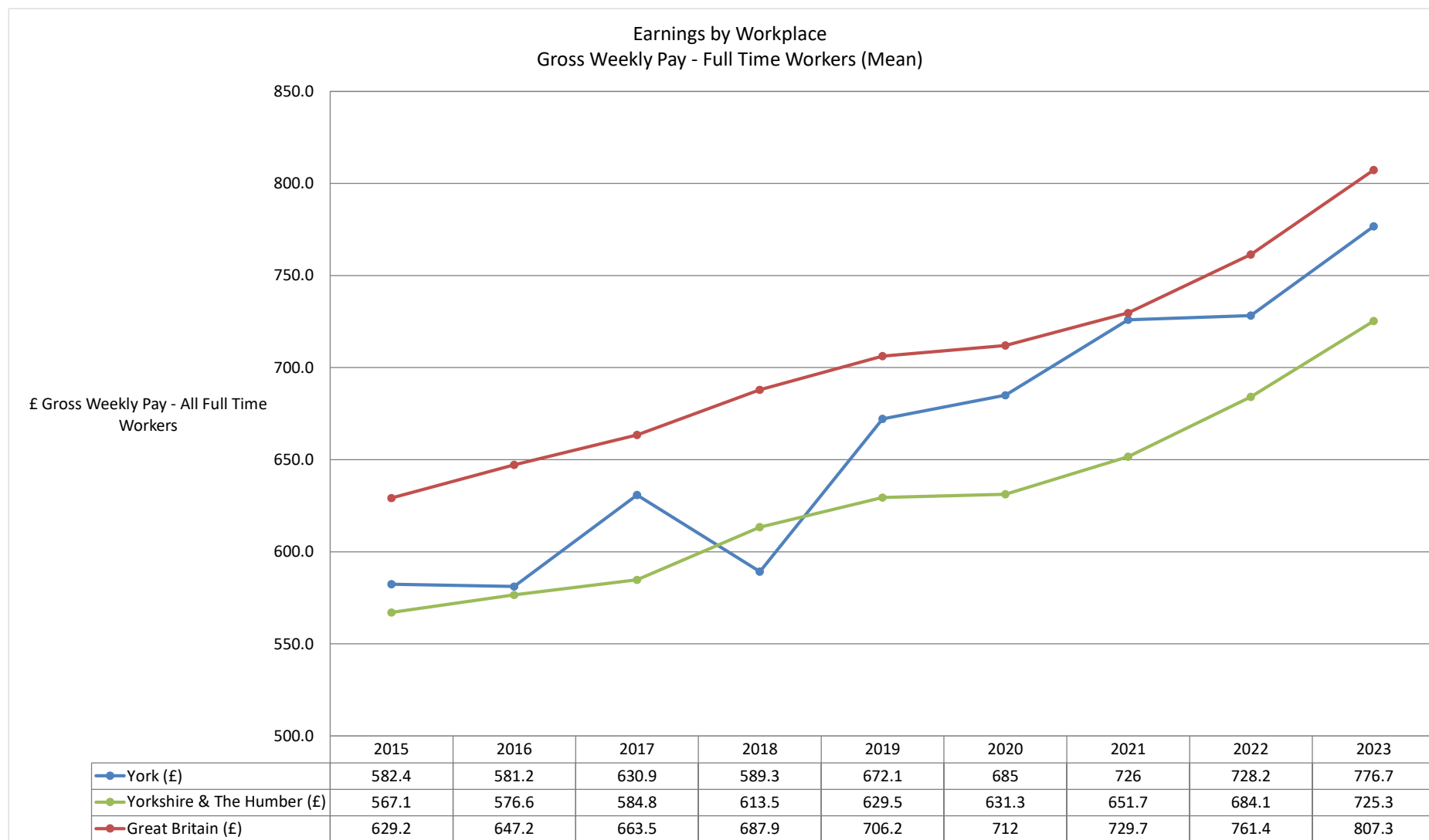
The average gross weekly pay for Yorkshire & the Humber in the same period has increased by 6.02% from £684.10 to £725.30. There has been a reduction in the difference between York and the Yorkshire Region of 0.6%.

In the same period the average gross weekly pay for Great Britain has increased by 6.03% from £761.40 to £807.30. There has been a reduction in the difference between York and Great Britain of 0.6%.



Source: ONS - Annual Survey of Hours and Earnings

York is ranked highest in the region (no change from 2022) with Kirklees ranked the lowest with the average gross weekly pay of £685.70.

**Full Time Workers Gross Weekly Pay showing historic data from 2015 to 2023**

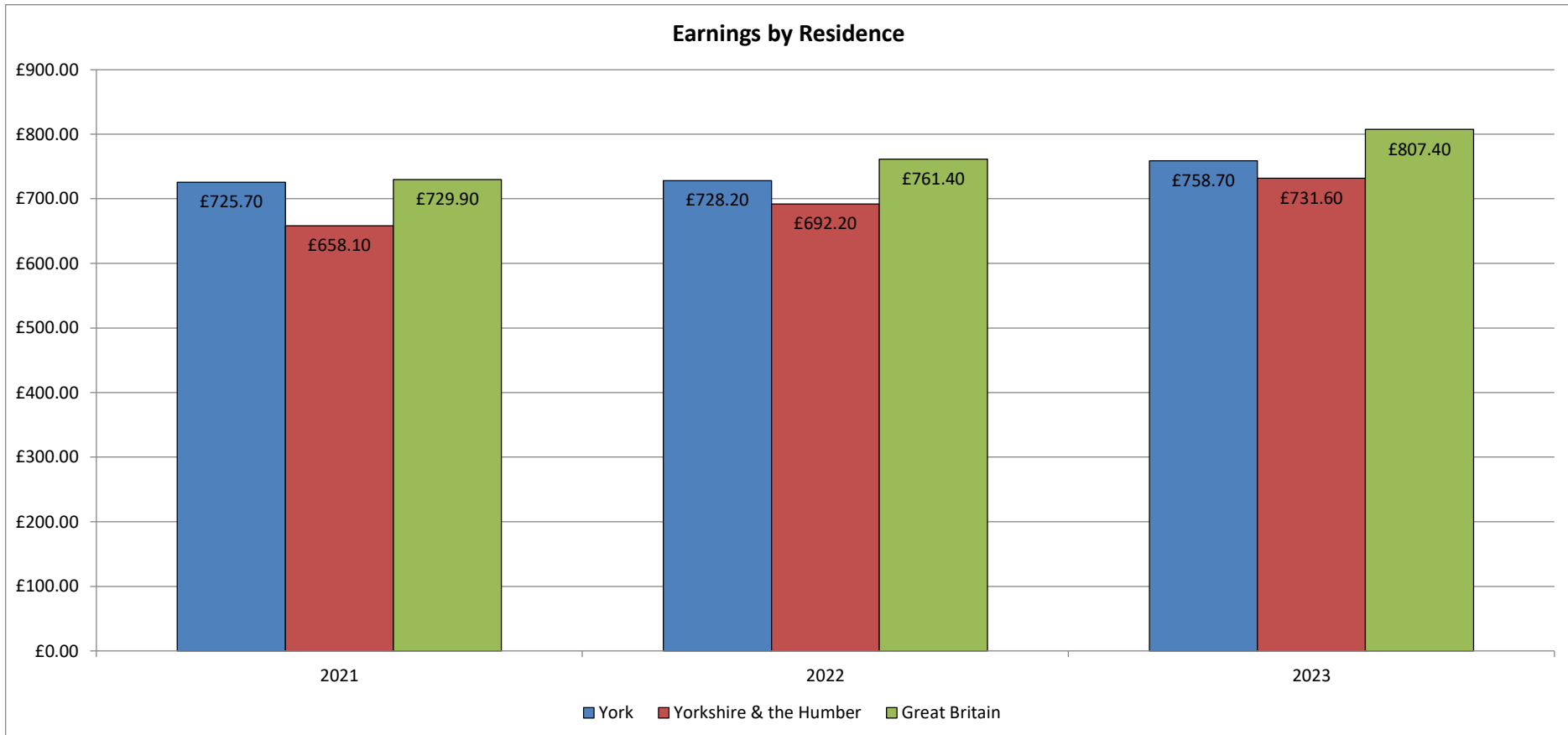
Source: ONS - Annual Survey of Hours and Earnings

**Earnings by Residence**

The average gross weekly pay for 2023 is £758.70. This is an increase of 4.19% since the previous year (2022) when the average gross pay was £728.20.

The average gross weekly pay for Yorkshire & the Humber in the same period has increased by 5.69% from £692.20 to £731.60. There has been a reduction in the difference between York and Yorkshire and the Humber of 1.4%.

In the same period the average gross weekly pay for Great Britain has increased by 6.04% from £761.40 to £807.40. There has been an increase in the difference between York and Great Britain of 1.9%.



Source: ONS - Annual Survey of Hours and Earnings

York is ranked highest in the region with an average gross weekly pay of £758.70 and Kingston upon Hull is ranked the lowest with the average gross weekly pay of £622.30.

**Full Time Workers Gross Weekly Pay showing historic data from 2015 to 2023**

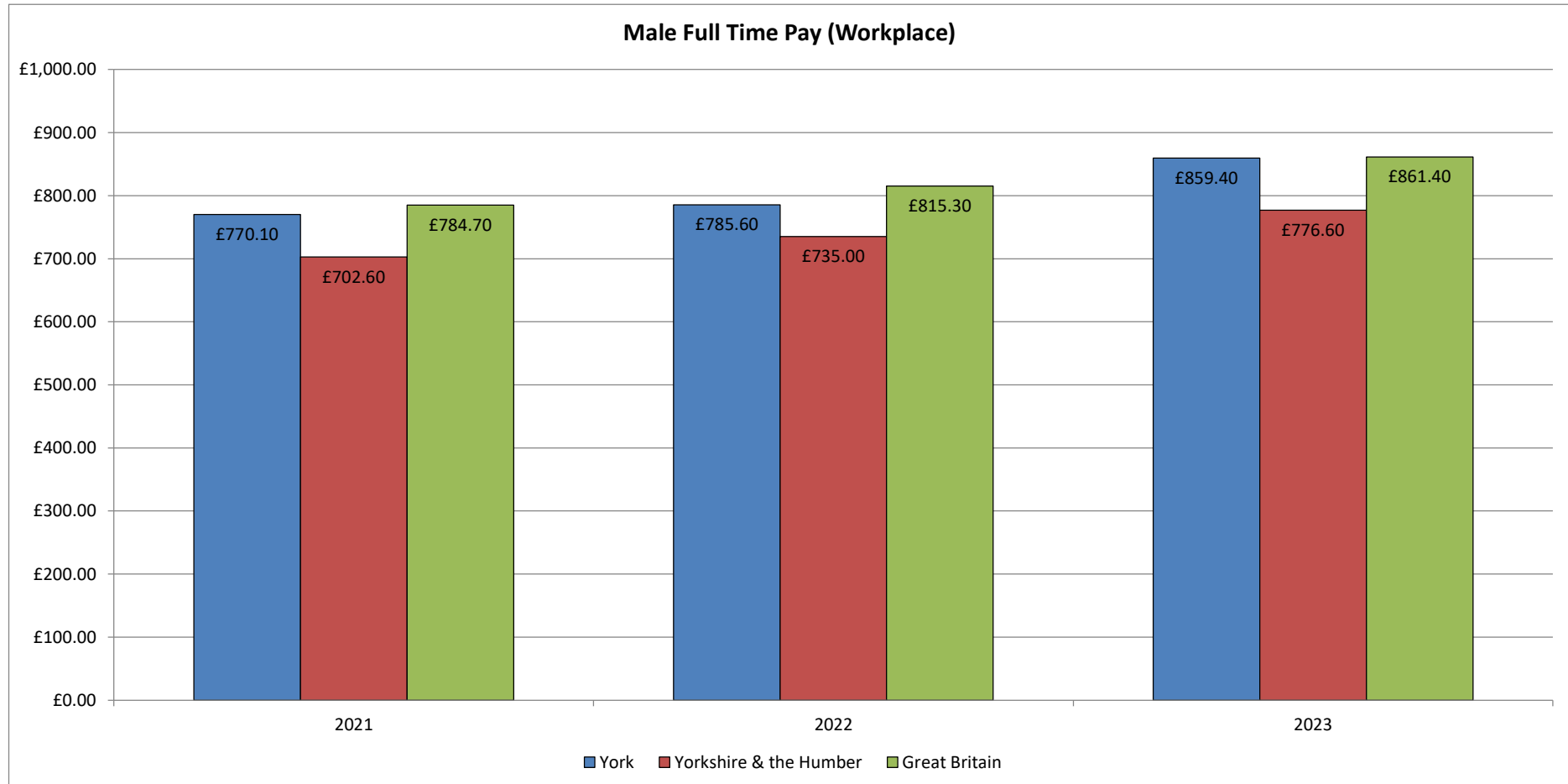
Source: ONS - Annual Survey of Hours and Earnings

**Full Time Pay for Males (Workplace)**

The average gross weekly pay for 2023 is £859.40. This is an increase of 9.39% since the previous year (2022) when the average gross pay was £785.60.

The average gross weekly pay for Yorkshire & the Humber in the same period has increased by 5.66% from £735.00 to £776.60. There has been a reduction in the difference between York and Yorkshire and the Humber of 3.2%.

In the same period the average gross weekly pay for Great Britain has increased by 5.65% from £815.30 to £861.40. There has been a reduction in the difference between York and Great Britain of 3.5%.



Source: ONS - Annual Survey of Hours and Earnings

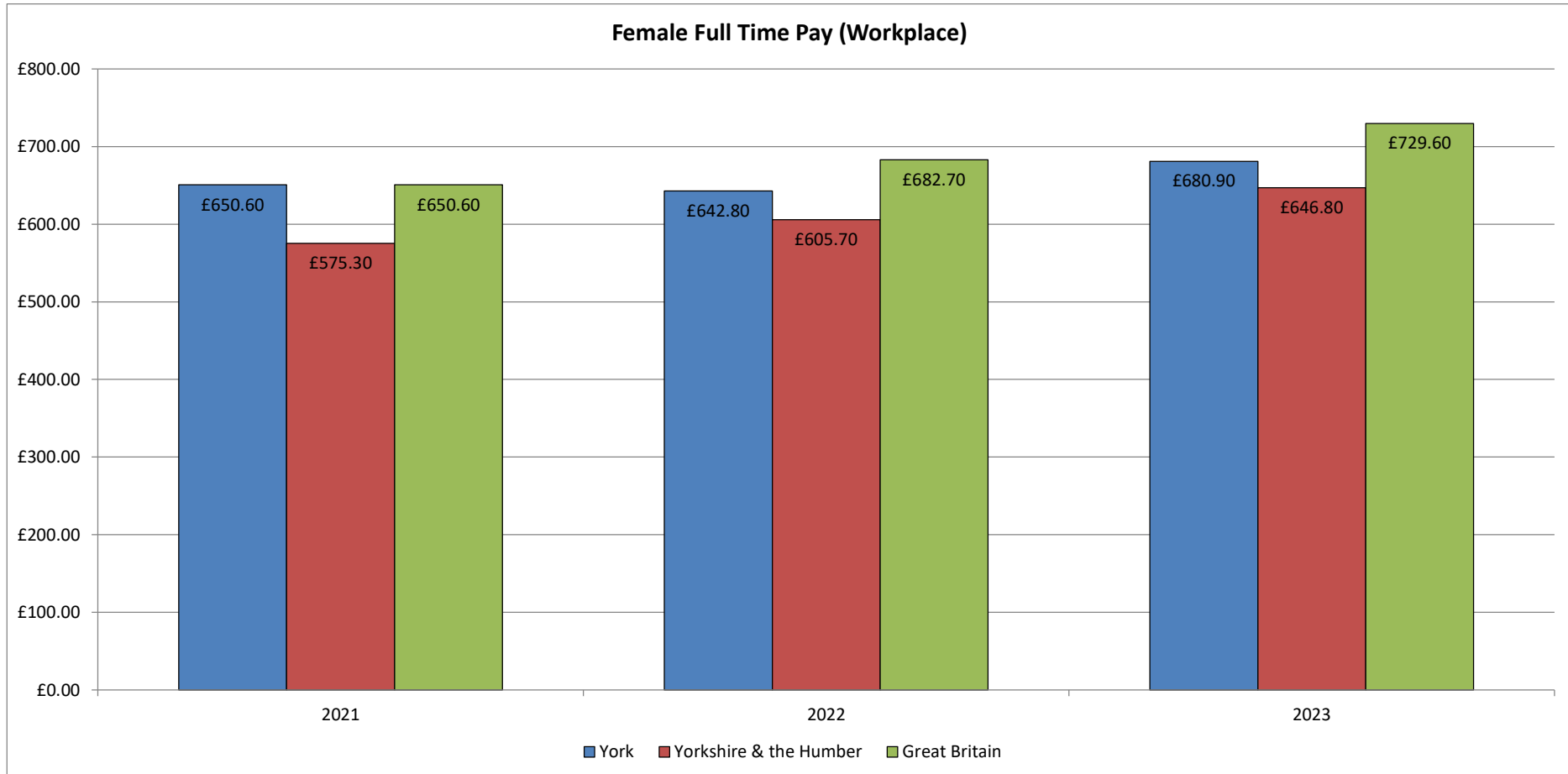
York is ranked highest in the region with an average gross weekly pay of £859.40 and Kirklees is ranked the lowest with the average gross weekly pay of £727.90.

**Full Time Pay for Females (Workplace)**

The average gross weekly pay for 2023 is £680.90. This is an increase of 5.93% since the previous year (2022) when the average gross pay was £642.80.

The average gross weekly pay for Yorkshire & the Humber in the same period has increased by 6.79% from £605.70 to £646.80. There has been an increase in the difference between York and Yorkshire and the Humber of 0.8%.

In the same period the average gross weekly pay for Great Britain has increased by 6.87% from £682.70 to £729.60. There has been an increase in the difference between York and Great Britain of 0.9%.



Source: ONS - Annual Survey of Hours and Earnings

York is ranked 3/15 in the region (Down from 1/15 in 2022) with Leeds ranked the highest with the average gross weekly pay of £697.50 and North East Lincolnshire ranked the lowest with a gross weekly pay of £592.40.

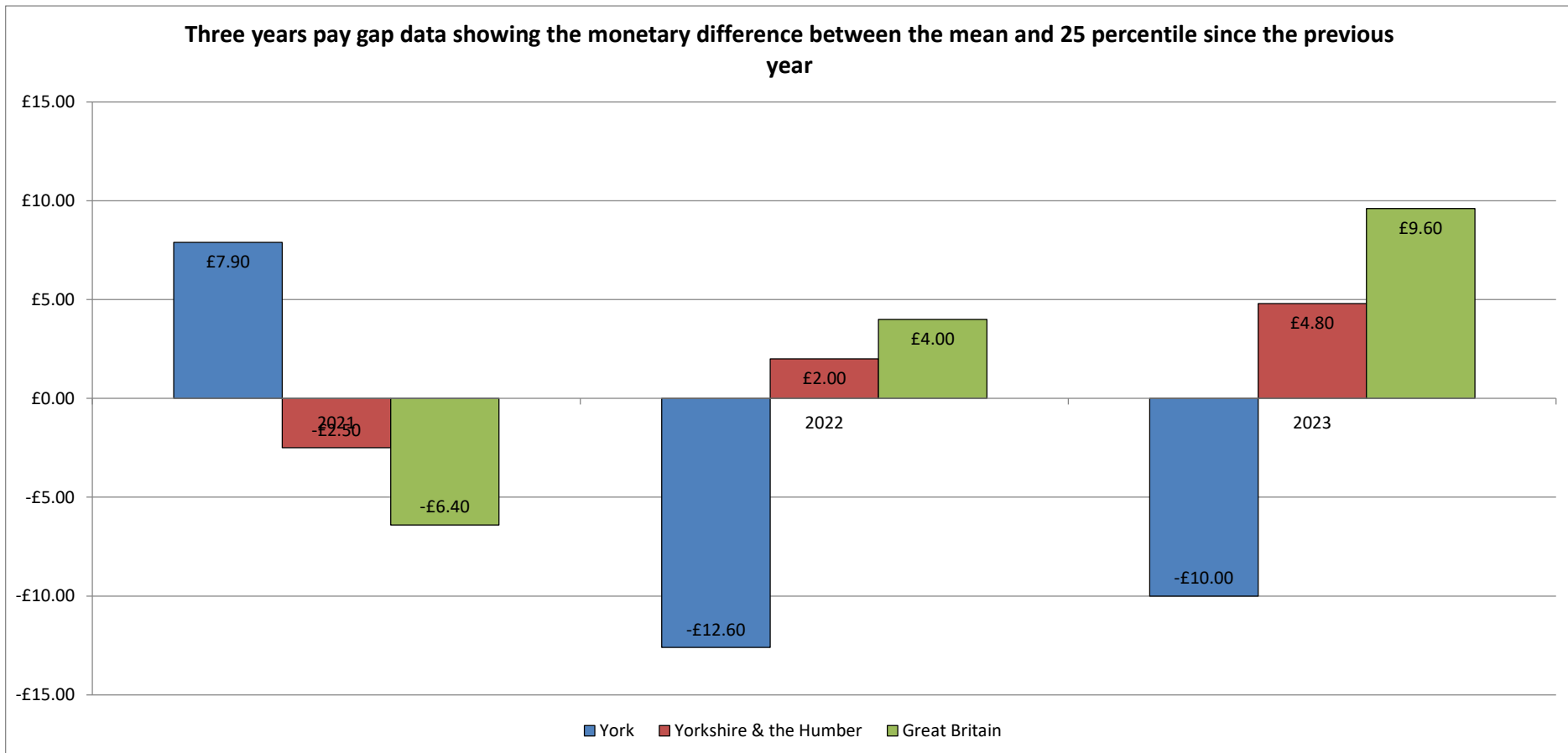


**Pay Gap Data (Workplace)**

The difference between the average gross weekly pay and 25 percentile for 2023 is £260.20. This is a decrease of 3.70% since the previous year (2022) when the difference in gross pay was £270.20.

The difference in average gross weekly pay for Yorkshire & the Humber in the same period has increased by 2.09% from £229.20 to £234.00. There has been an increase in the difference between York and Yorkshire and the Humber of 5.1 %.

In the same period the average gross weekly pay for Great Britain has increased by 3.45% from £278.50 to £288.10. There has been an increase in the difference between York and Yorkshire and the Humber of 7.7 %.



Source: ONS - Annual Survey of Hours and Earnings

York is ranked 3/15 in the region (Down from 1/15 in 2022) with Leeds ranked the highest with a difference in the average gross weekly pay of £268.10 and Doncaster ranked the lowest with a difference in the average gross weekly pay of £200.00. (1 is good, 22 is bad)

**Part-Time Pay (Workplace)**

The average gross weekly pay for 2023 is £277.60. This is an increase of 6.81% since the previous year (2022) when the average gross pay was £259.90.

The average gross weekly pay for Yorkshire & the Humber in the same period has increased by 6.72% from £254.50 to £271.60. There has been a reduction in the difference between York and Yorkshire and the Humber of 0.1%.

In the same period the average gross weekly pay for Great Britain has increased by 4.96% from £268.10 to £281.40. There has been a reduction in the difference between York and Great Britain of 1.8%.



Source: ONS - Annual Survey of Hours and Earnings

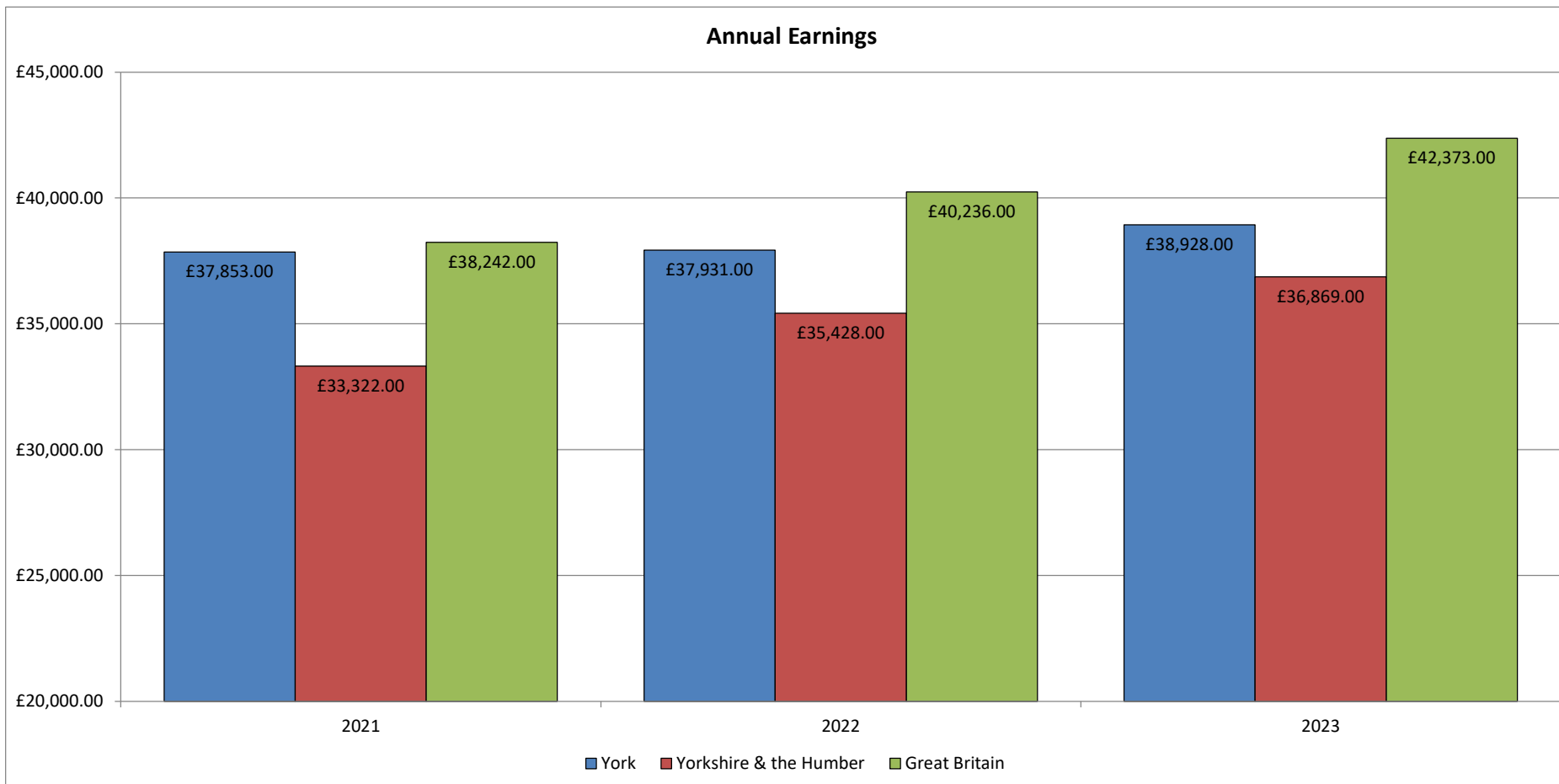
York is ranked 5/15 in the region (no change from 2022) with Leeds ranked the highest with an average gross weekly pay of £300.80 and Kirklees ranked the lowest with an average gross weekly pay of £235.90.

**Annual Pay (Workplace)**

The average gross annual pay for 2023 is £38,928.00. This is an increase of 2.63% since the previous year (2022) when the average gross pay was £37,931.00.

The average gross annual pay for Yorkshire & the Humber in the same period has increased by 4.07% from £35,428.00 to £36,869.00. There has been a reduction in the difference between York and Yorkshire and the Humber of -1.31%.

In the same period average gross annual pay for Great Britain has increased by 5.31% from £40,236.00 to £42,373.00. There has been an increase in the difference between York and Great Britain of 2.8%.



Source: ONS - Annual Survey of Hours and Earnings

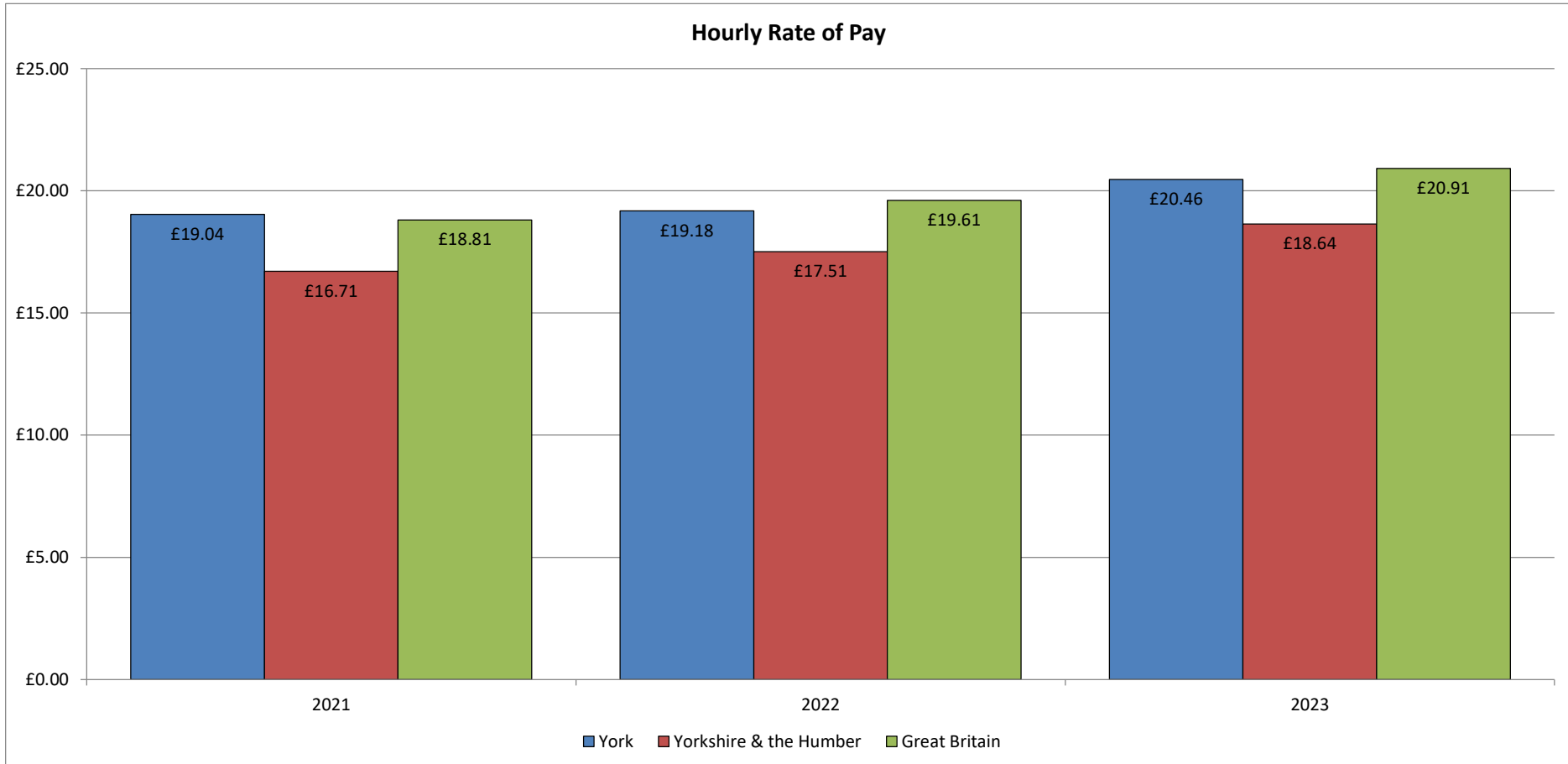
York is ranked 3/13 in the region (Down from 1/14 in 2022) with Leeds ranked the highest with an average gross weekly pay of £39,291.00 and Doncaster ranked the lowest with a difference in the average gross weekly pay of £34,731.00.

**Hourly Rate of Pay (Workplace)**

The average gross hourly rate of pay for 2023 is £20.46. This is an increase of 6.67% since the previous year (Previous) when the average gross pay was £19.18.

The average gross hourly pay for Yorkshire & the Humber in the same period has increased by 6.45% from £17.51 to £18.64. There has been a reduction in the difference between York and Yorkshire and the Humber of 0.2%.

In the same period the average gross hourly pay for Great Britain has increased by 6.63% from £19.61 to £20.91. There has been a reduction in the difference between York and Great Britain of 0.0% from -2.2% to -2.2%.



Source: ONS - Annual Survey of Hours and Earnings

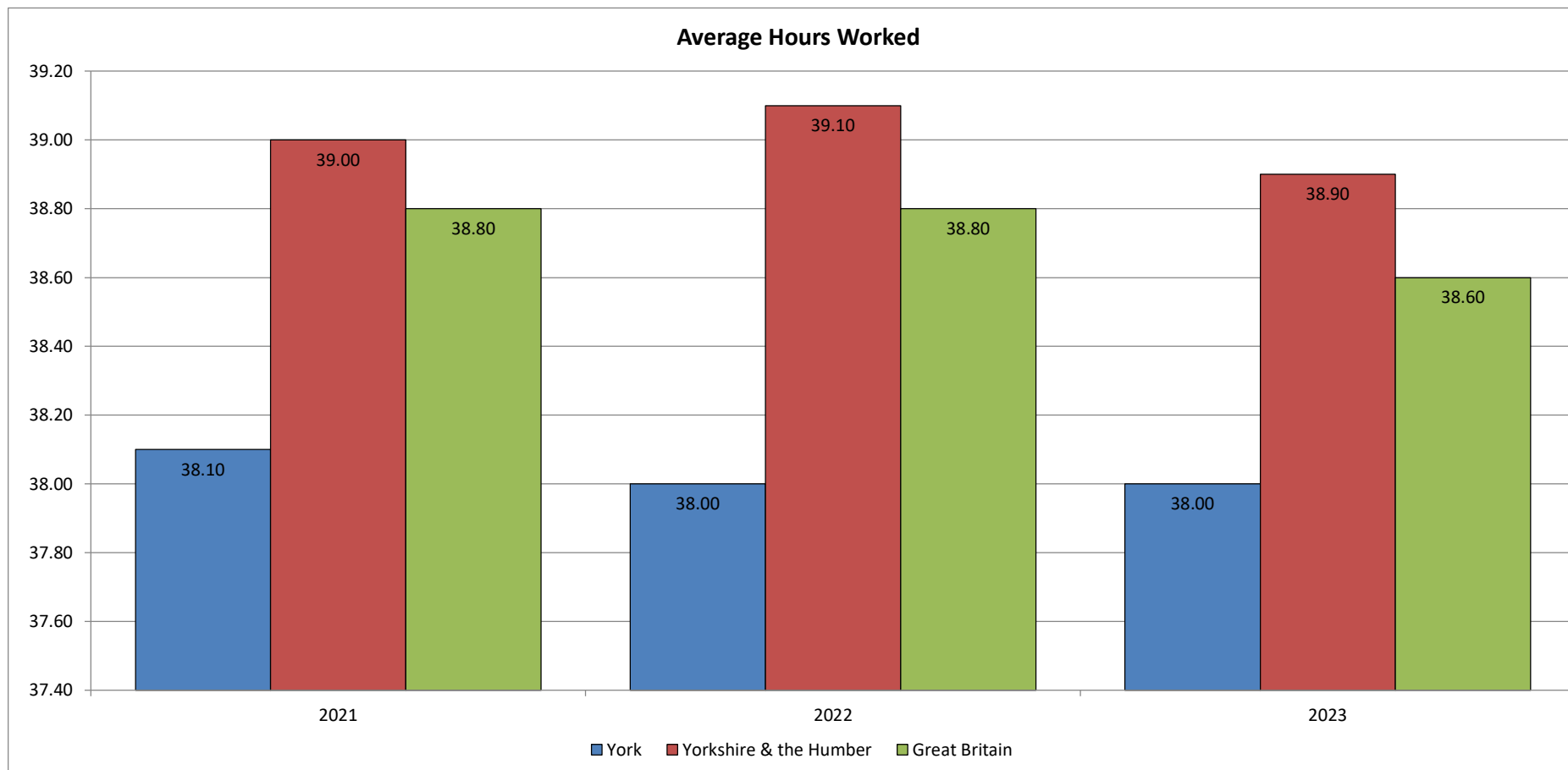
York is ranked highest in the region with average gross weekly pay of £20.46 and Doncaster is ranked the lowest with the average gross weekly pay of £17.13.

**Average Hours Worked (Workplace)**

The average hours worked for 2023 is 38.00. This is a decrease of 0.00% since the previous year (2022) when the average number of hours worked was 38.00.

The average number of hours worked for Yorkshire & the Humber in the same period has decreased by 0.51% from 39.10 to 38.90.

The average number of hours worked for Great Britain in the same period has decreased by 0.52% from 38.80 to 38.60.



Source: ONS - Annual Survey of Hours and Earnings

York is ranked 13/14 in the region (no change from 2022) with North Lincolnshire ranked the highest with an average hours worked of 41.20.