

City of York Council



Annual Survey of Hours and Earnings Median Earnings

2019

The ONS released the following narrative in relation to the national picture:

Earnings continued to increase in the latest year. In recent years this has been fastest among the lowest-paid occupations. However, taking inflation into account, real pay is still some way below its pre-crisis level.

“The gender pay gap has been falling slowly in recent years for full-time employees, but in 2019 it was little changed. However, for employees under 40, the gap is now close to zero; it’s among older workers that the pay gap remains substantial.”

Source: ONS - Annual Survey of Hours and Earnings 2019

Annual Survey of Hours and Earnings

2019

York overall picture:

The survey provides data on levels, distribution and make up of earnings and hours worked for UK employees by sex and full-time/part-time status in all industries and occupations.

Summary of release:

Median Gross Weekly Pay by Workplace:

		2018	2019		
Full Time:	York:	£512.60	£579.90	↑	13.13%
	National:	£570.20	£586.50	↑	2.86%
	Regional:	£520.40	£538.10	↑	3.40%

Median Gross Annual Pay by Workplace:

		2018	2019		
Full Time:	York:	£26,506.00	£29,631.00	↑	11.79%
	National:	£29,633.00	£30,446.00	↑	2.74%
	Regional:	£26,892.00	£27,835.00	↑	3.51%

Difference between median Weekly Pay and 25th Percentile:

Pay Gap:	York:	£129.30	£169.50	↑	31.09%
	National:	£157.20	£156.40	↓	0.51%
	Regional:	£133.00	£136.10	↑	2.33%

Median Gross Hourly Rate by Workplace:

Full Time:	York:	£13.51	£14.96	↑	10.73%
	National:	£14.39	£14.94	↑	3.82%
	Regional:	£13.00	£13.50	↓	3.85%

Median Gross Weekly Pay by Workplace:

Part Time:	York:	£172.10	£188.50	↑	9.53%
	National:	£161.30	£197.00	↑	22.13%
	Regional:	£162.40	£196.40	↑	20.94%

Median Hours Worked by Workplace:

Full Time:	York:	37.50	37.50	→	0.00%
	National:	37.50	37.50	→	0.00%
	Regional:	37.50	37.50	→	0.00%

Source: ONS - Annual Survey of Hours and Earnings

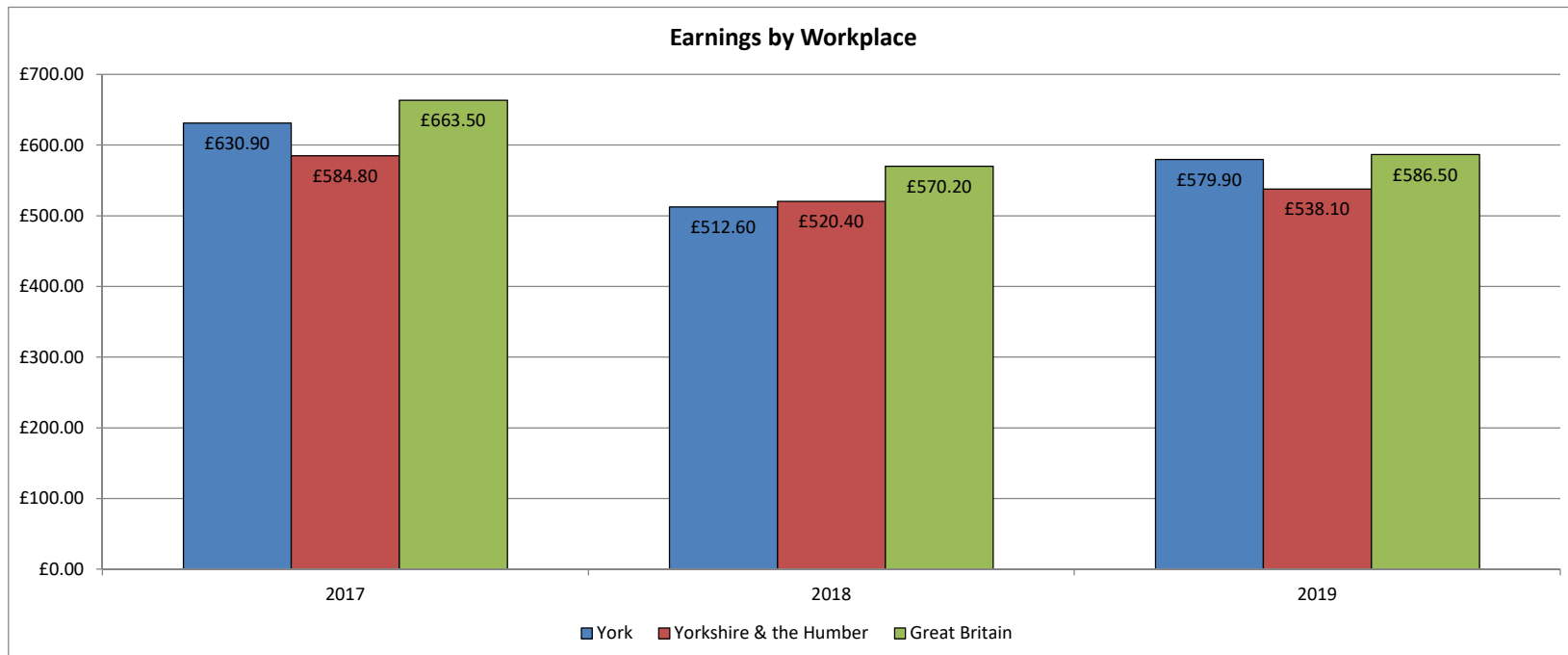
York overall picture:

Earnings by Workplace

The median gross weekly pay for York was £579.90. This is an increase of 13.13% since the previous year (2018) when the median gross pay was £512.60.

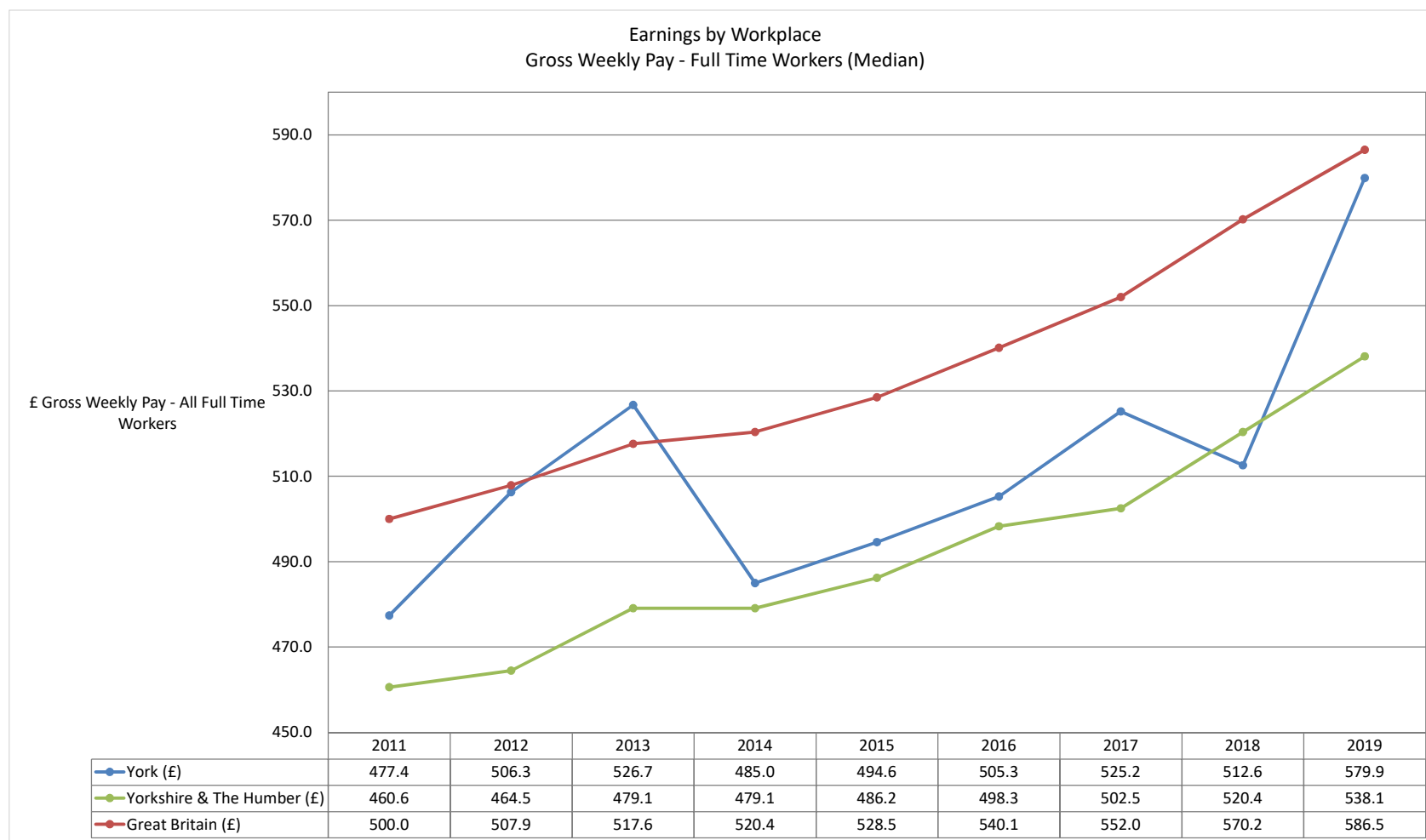
The median gross weekly pay for Yorkshire & the Humber in the same period has increased by 3.40% from £520.40 to £538.10. There has been a reduction in the difference between York and the Yorkshire Region of 8.7%.

In the same period the median gross weekly pay for Great Britain has increased by 2.86% from £570.20 to £586.50. There has been a reduction in the difference between York and Great Britain of 10.1%.



Source: ONS - Annual Survey of Hours and Earnings

York is ranked 2/22 in the region (up from 11/22 in 2018) with North Lincolnshire ranked the highest with the median gross weekly pay of £582.90 and Scarborough ranked the lowest with a gross weekly pay of £479.70.

Full Time Workers Gross Weekly Pay showing historic data from 2011 to 2019

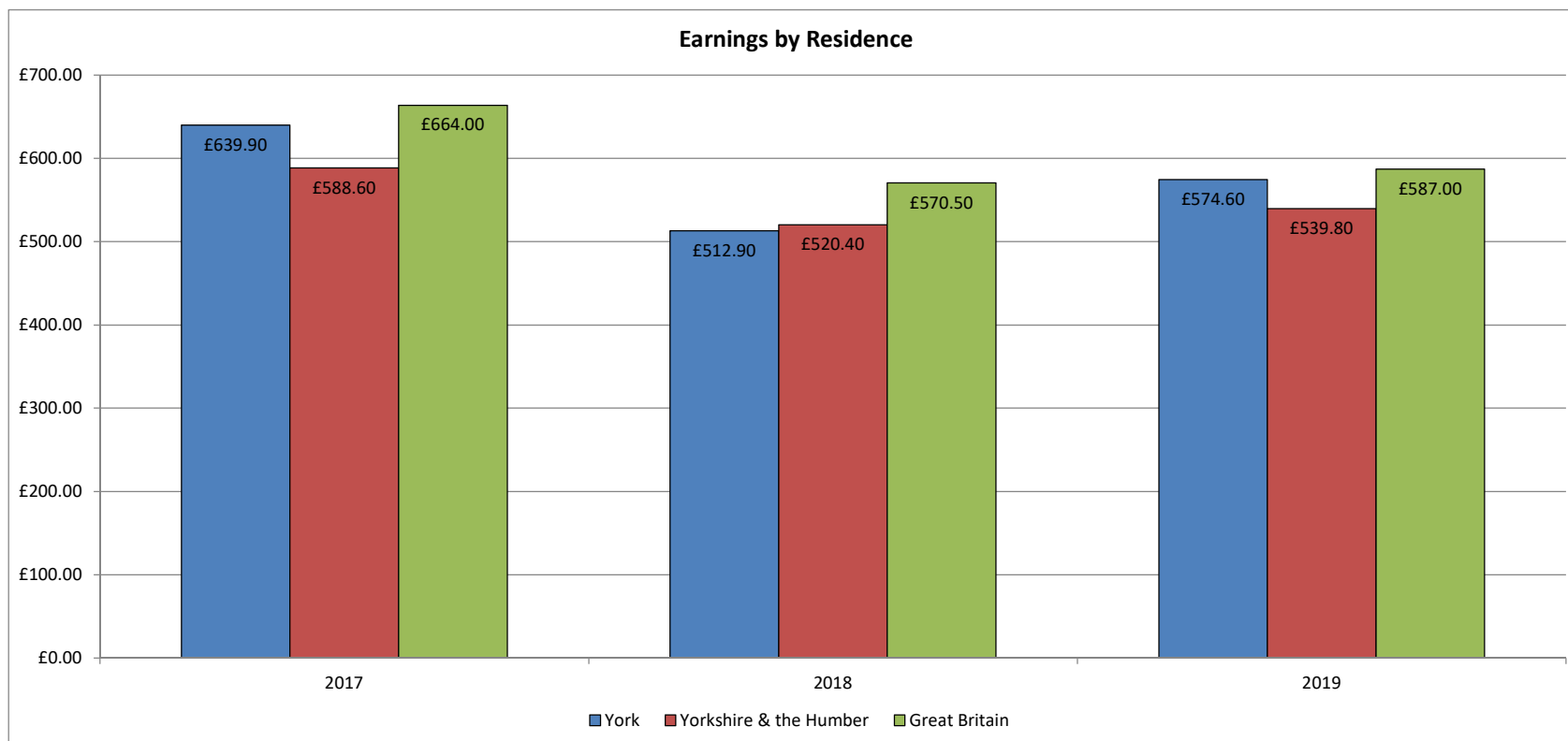
Source: ONS - Annual Survey of Hours and Earnings

Earnings by Residence

The median gross weekly pay for 2019 is £574.60. This is an increase of 12.03% since the previous year (2018) when the median gross pay was £512.90.

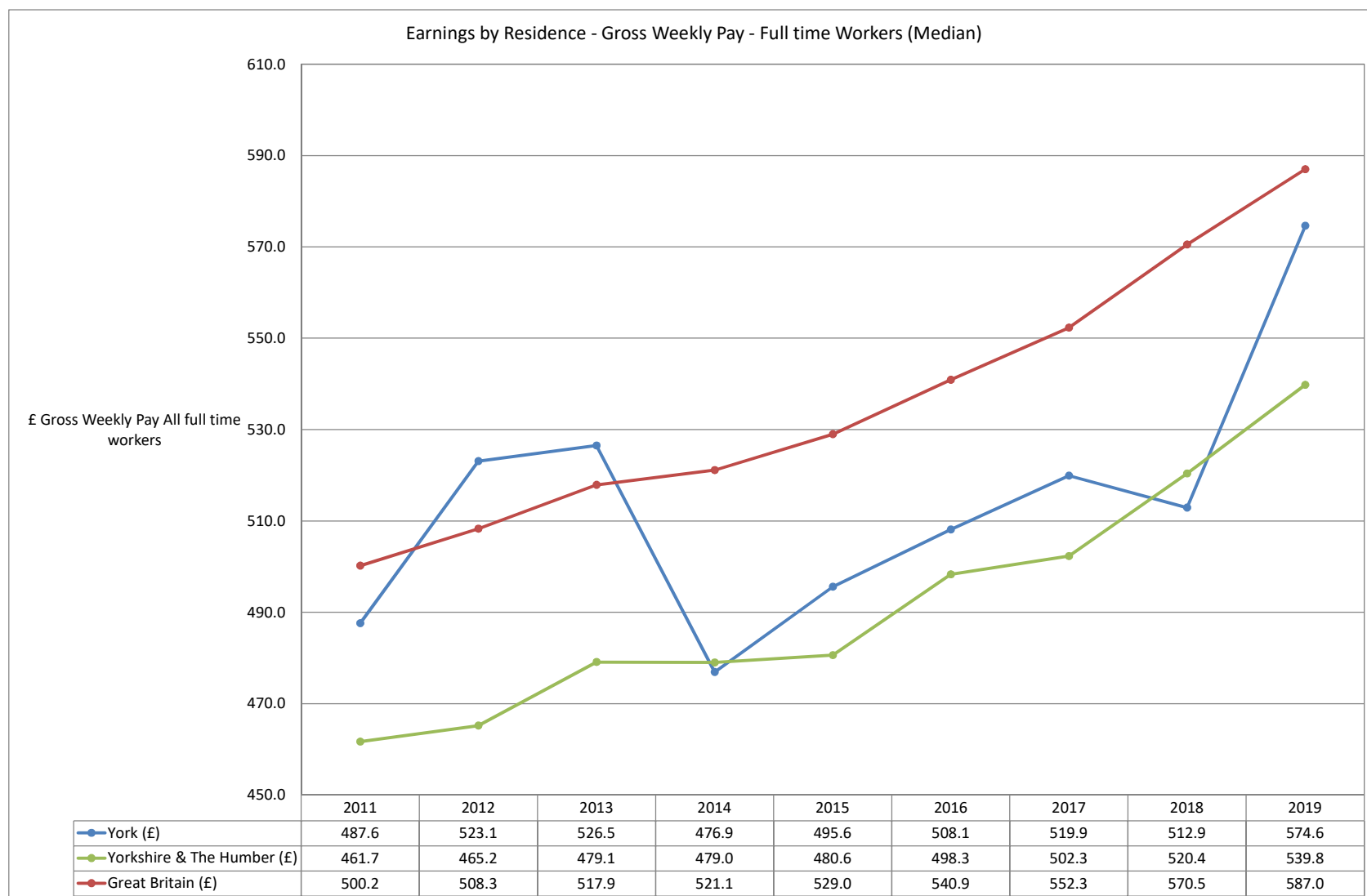
The median gross weekly pay for Yorkshire & the Humber in the same period has increased by 3.73% from £520.40 to £539.80. There has been a reduction in the difference between York and Yorkshire and the Humber of 7.5%.

In the same period the median gross weekly pay for Great Britain has increased by 2.89% from £570.50 to £587.00. There has been a reduction in the difference between York and Great Britain of 9.1%.



Source: ONS - Annual Survey of Hours and Earnings

York is ranked 4/22 in the region (up from 13/22 in 2018) with Harrogate ranked the highest with the median gross weekly pay of £641.80 and Kingston upon Hull ranked the lowest with a gross weekly pay of £479.10.

Full Time Workers Gross Weekly Pay showing historic data from 2011 to 2019

Source: ONS - Annual Survey of Hours and Earnings

Full Time Pay for Males (Workplace)

The median gross weekly pay for 2019 is £649.90. This is an increase of 15.23% since the previous year (2018) when the median gross pay was £564.00.

The median gross weekly pay for Yorkshire & the Humber in the same period has increased by 3.09% from £560.00 to £577.30. There has been a reduction in the difference between York and Yorkshire and the Humber of 10.5%.

In the same period the median gross weekly pay for Great Britain has increased by 3.37% from £611.10 to £631.70. There has been a reduction in the difference between York and Great Britain of 11.2%.



Source: ONS - Annual Survey of Hours and Earnings

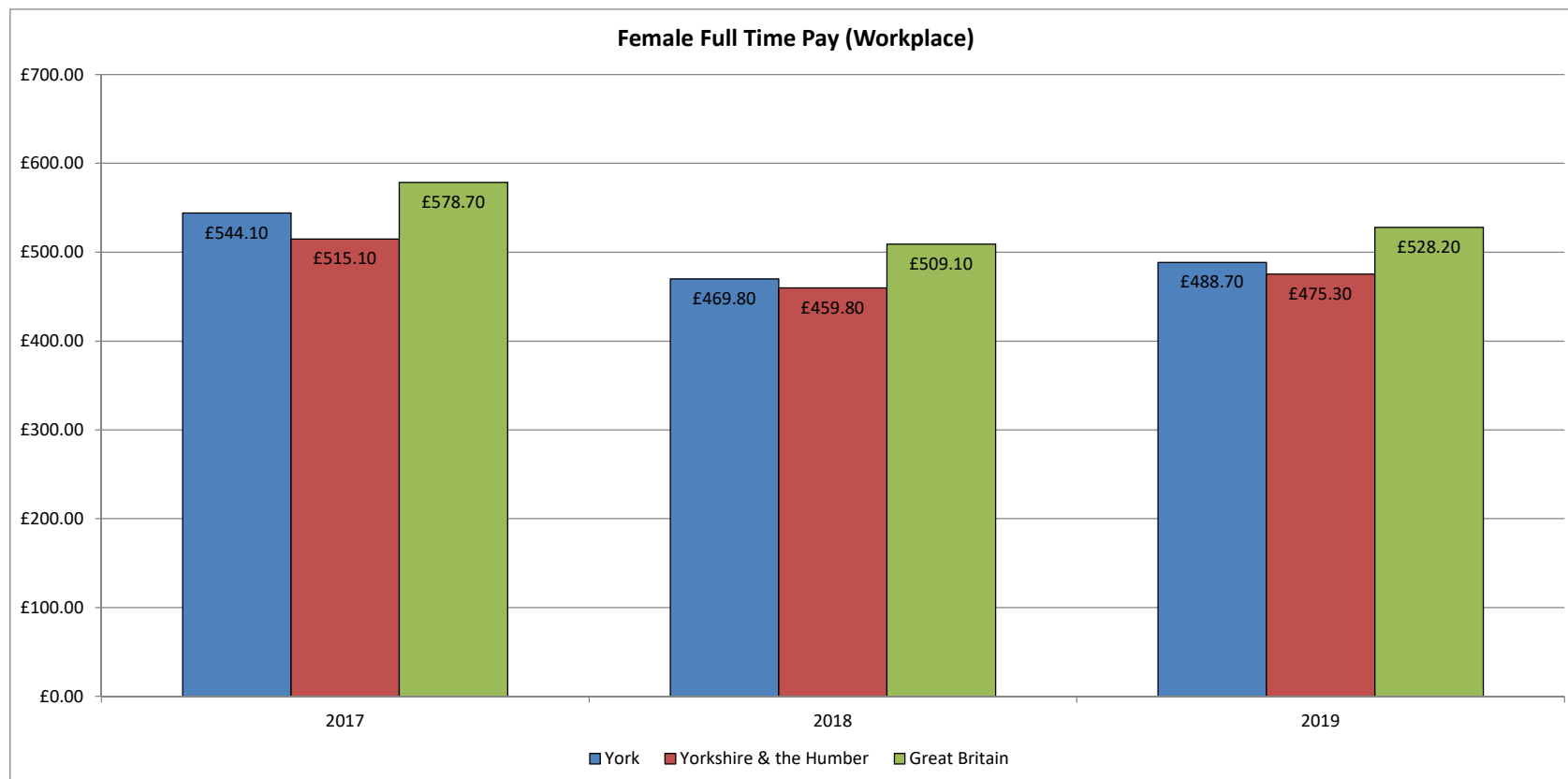
York is ranked highest in the region with an median gross weekly pay of £649.90 and Ryedale is ranked the lowest with the median gross weekly pay of £498.80.

Full Time Pay for Females (Workplace)

The median gross weekly pay for 2019 is £488.70. This is an increase of 4.02% since the previous year (2018) when the median gross pay was £469.80.

The median gross weekly pay for Yorkshire & the Humber in the same period has increased by 3.37% from £459.80 to £475.30. There has been a reduction in the difference between York and Yorkshire and the Humber of 0.6%.

In the same period the median gross weekly pay for Great Britain has increased by 3.75% from £509.10 to £528.20. There has been a reduction in the difference between York and Great Britain of 0.3%.



Source: ONS - Annual Survey of Hours and Earnings

York is ranked 5/22 in the region (no change from 2018) with Hambleton ranked the highest with the median gross weekly pay of £546.50 and Ryedale ranked the lowest with a gross weekly pay of £408.60.

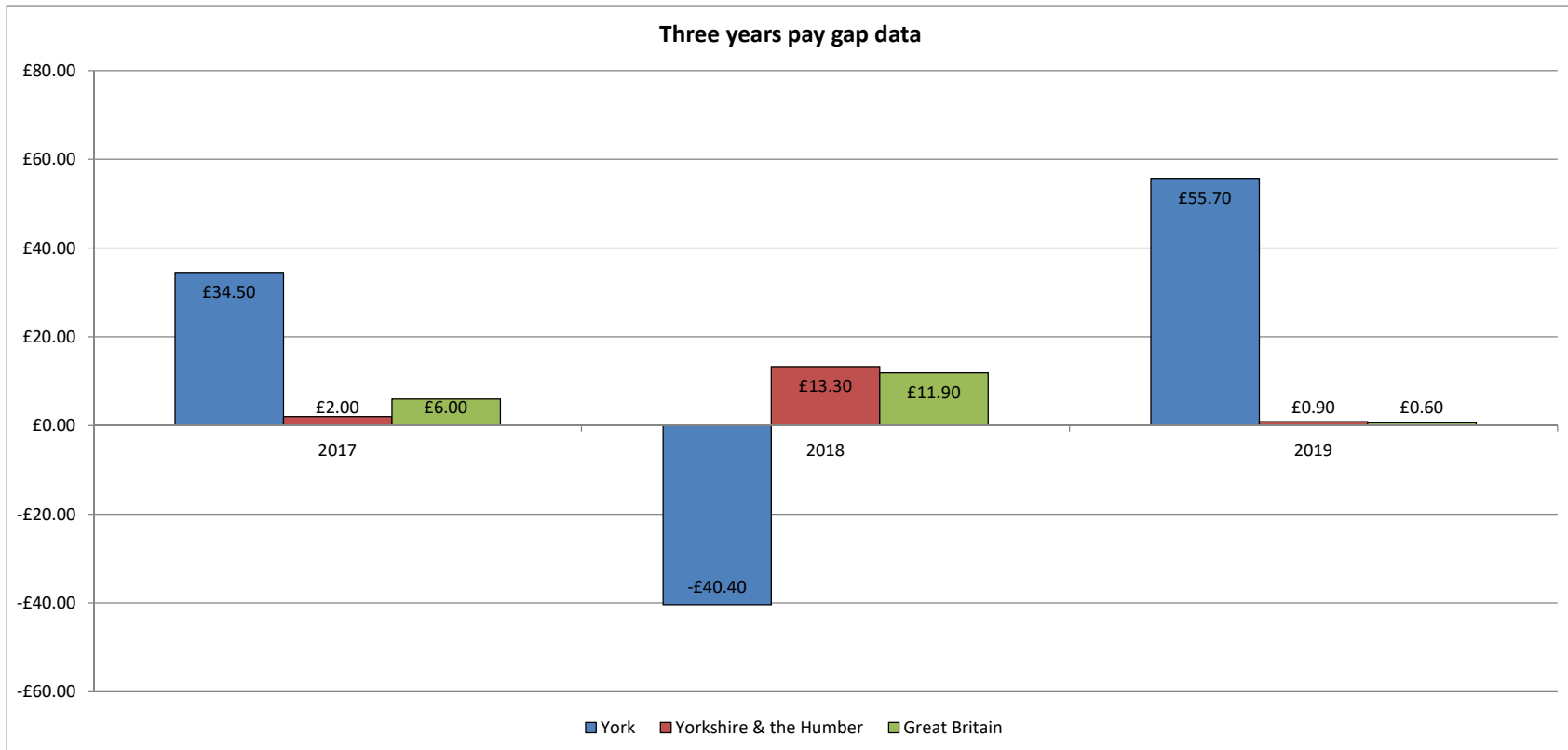
Annual Survey of Hours and Earnings

Pay Gap Data (Workplace)

The difference between the median gross weekly pay and 25 percentile for 2019 is £169.50. This is an increase of 31.09% since the previous year (2018) when the difference in gross pay was £129.30.

The difference in median gross weekly pay for Yorkshire & the Humber in the same period has increased by 2.33% from £133.00 to £136.10. There has been a reduction in the difference between York and Yorkshire and the Humber of 22.6%.

In the same period the median gross weekly pay for Great Britain has decreased by 0.51% from £157.20 to £156.40. There has been a reduction in the difference between York and Yorkshire and the Humber of 29.3.



Source: ONS - Annual Survey of Hours and Earnings

York is ranked 2/22 in the region (Up from 12/22 in 2018) with North Lincolnshire ranked the highest with a difference in the median gross weekly pay of £196.50 and Hambleton ranked the lowest with a difference in the median gross weekly pay of £99.70. (1 is good, 22 is bad)

Part-Time Pay (Workplace)

The median gross weekly pay for 2019 is £188.50. This is an increase of 9.53% since the previous year (2018) when the median gross pay was £172.10.

The median gross weekly pay for Yorkshire & the Humber in the same period has increased by 20.94% from £162.40 to £196.40. There has been an increase in the difference between York and Yorkshire and the Humber of 9.8 %.

In the same period the median gross weekly pay for Great Britain has increased by 22.13% from £161.30 to £197.00. There has been an increase in the difference between York and Great Britain of 10.8%.



Source: ONS - Annual Survey of Hours and Earnings

York is ranked 13/22 in the region (Up from 15/21 in 2018) with Bradford ranked the highest with an median gross weekly pay of £217.70 and Ryedale ranked the lowest with an median gross weekly pay of £137.50.

Annual Survey of Hours and Earnings

Annual Pay (Workplace)

The median gross annual pay for 2019 is £29,631.00. This is an increase of 11.79% since the previous year (2018) when the median gross pay was £26,506.00.

The median gross annual pay for Yorkshire & the Humber in the same period has increased by 3.51% from £26,892.00 to £27,835.00. There has been a reduction in the difference between York and Yorkshire and the Humber of 7.52%.

In the same period median gross annual pay for Great Britain has increased by 2.74% from £29,633.00 to £30,446.00. There has been a reduction in the difference between York and Great Britain of 9.0%.



Source: ONS - Annual Survey of Hours and Earnings

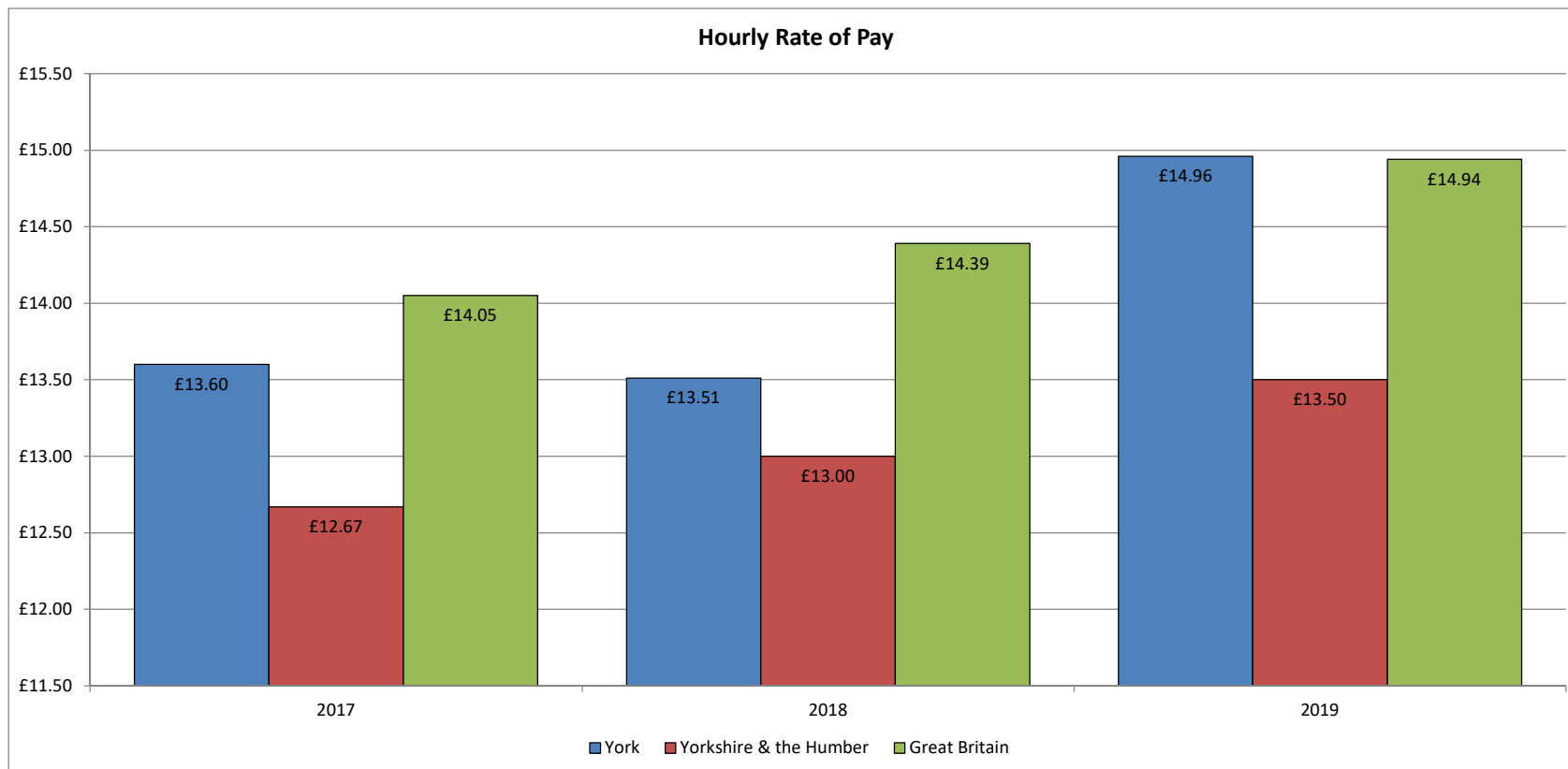
York is ranked 3/22 in the region (Up from 10/22 in 2018) with Selby ranked the highest with an median gross weekly pay of £30,514.00 and Ryedale ranked the lowest with a difference in the median gross weekly pay of £24,800.00.

Hourly Rate of Pay (Workplace)

The median gross hourly rate of pay for 2019 is £14.96. This is an increase of 10.73% since the previous year (Previous) when the median gross pay was £13.51.

The median gross hourly pay for Yorkshire & the Humber in the same period has increased by 3.85% from £13.00 to £13.50. There has been a reduction in the difference between York and Yorkshire and the Humber of 6.0%.

In the same period the median gross hourly pay for Great Britain has increased by 3.82% from £14.39 to £14.94. There has been a reduction in the difference between York and Great Britain of 6.6% from -6.5% to 0.1%.



Source: ONS - Annual Survey of Hours and Earnings

York is ranked highest in the region with median gross weekly pay of £14.96 and Ryedale is ranked the lowest with the median gross weekly pay of £11.33.