

# City of York Council



## Annual Survey of Hours and Earnings Median Earnings

### 2022

The ONS released the following narrative in relation to the national picture:

Over the coronavirus pandemic period, earnings estimates were affected by changes in composition of the workforce and the impact of the Coronavirus Job Retention Scheme (furlough) making interpretation difficult; also data collection disruption and lower response rates mean that, for 2020 and 2021, data were subject to more uncertainty and should be treated with caution.

In April 2022, median weekly earnings for full-time employees increased across all but one sector-level industries, compared with April 2021; this was particularly strong in the accommodation and food service activities sector, which increased 18.7%, mainly because of having a high furlough rate and associated loss of pay in 2021.

Median weekly earnings for full-time employees saw strong growth across all major occupational groups, particularly for lower-paying occupations (with process, plant and machine operatives up 8.6% and elementary occupations up 6.9%); pay for professional occupations saw the smallest increase at 2.4%.

Source: ONS - Annual Survey of Hours and Earnings 2022

**2022**

**York overall picture:**

The survey provides data on levels, distribution and make up of earnings and hours worked for UK employees by sex and full-time/part-time status in all industries and occupations.

Summary of release:

**Median Gross Weekly Pay by Workplace:**

	2021	2022		
Full Time:				
York:	£637.90	£621.70	↓	2.54%
National:	£611.90	£642.00	↑	4.92%
Regional:	£563.00	£579.10	↑	2.86%

**Median Gross Annual Pay by Workplace:**

	2021	2022		
Full Time:				
York:	£32,501.00	£33,051.00	↑	1.69%
National:	£31,320.00	£33,106.00	↑	5.70%
Regional:	£28,732.00	£30,000.00	↑	4.41%

**Difference between median Weekly Pay and 25th Percentile:**

Pay Gap:				
York:	£194.70	£166.10	↓	14.69%
National:	£156.70	£159.60	↑	1.85%
Regional:	£138.50	£130.60	↓	5.70%

**Median Gross Hourly Rate by Workplace:**

Full Time:				
York:	£16.96	£16.52	↓	2.59%
National:	£15.68	£16.43	↑	4.78%
Regional:	£14.15	£14.63	↑	3.39%

**Median Gross Weekly Pay by Workplace:**

Part Time:				
York:	£200.20	£209.80	↑	4.80%
National:	£215.30	£228.00	↑	5.90%
Regional:	£213.30	£219.80	↑	3.05%

**Median Hours Worked by Workplace:**

Full Time:				
York:	37.30	37.00	↓	1.00%
National:	37.50	37.50	→	0.00%
Regional:	37.50	37.50	→	0.00%

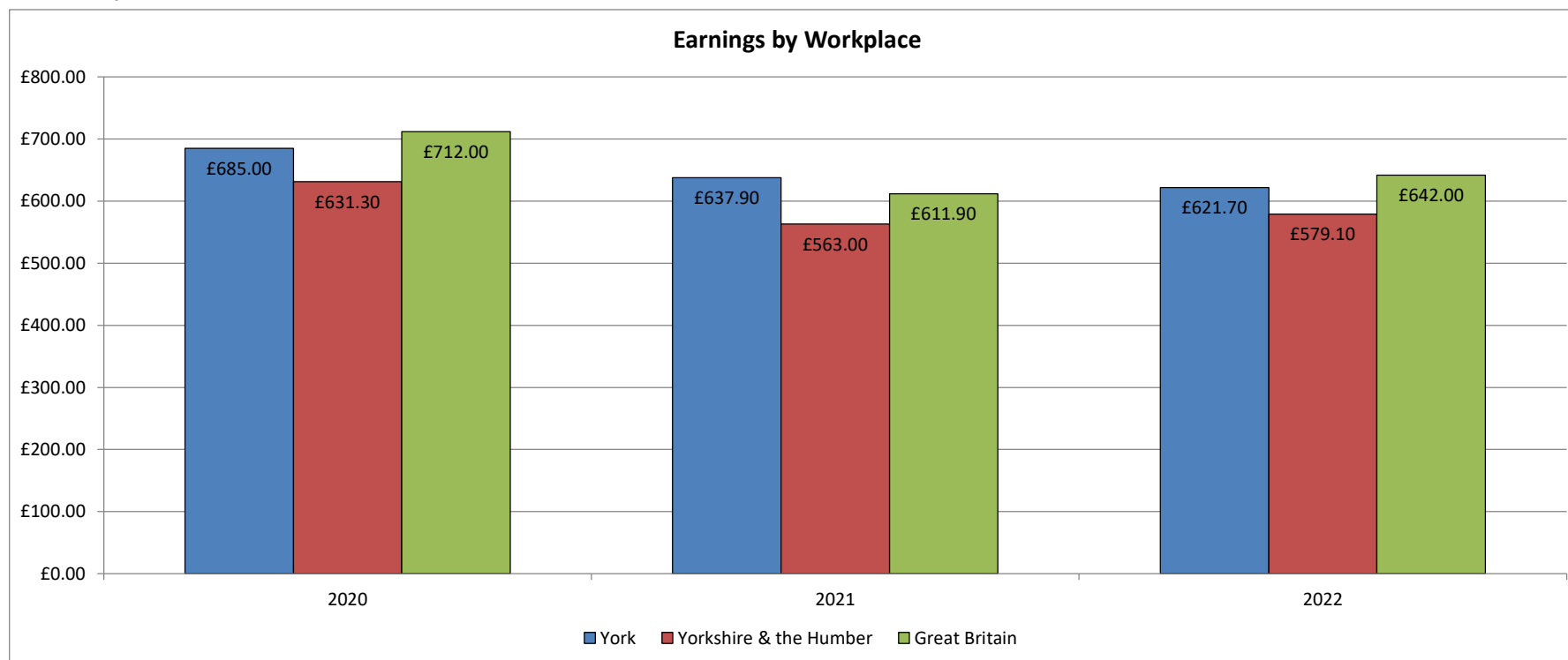
Source: ONS - Annual Survey of Hours and Earnings

**York overall picture:****Earnings by Workplace**

The median gross weekly pay for York was £621.70. This is a decrease of 2.54% since the previous year (2021) when the median gross pay was £637.90.

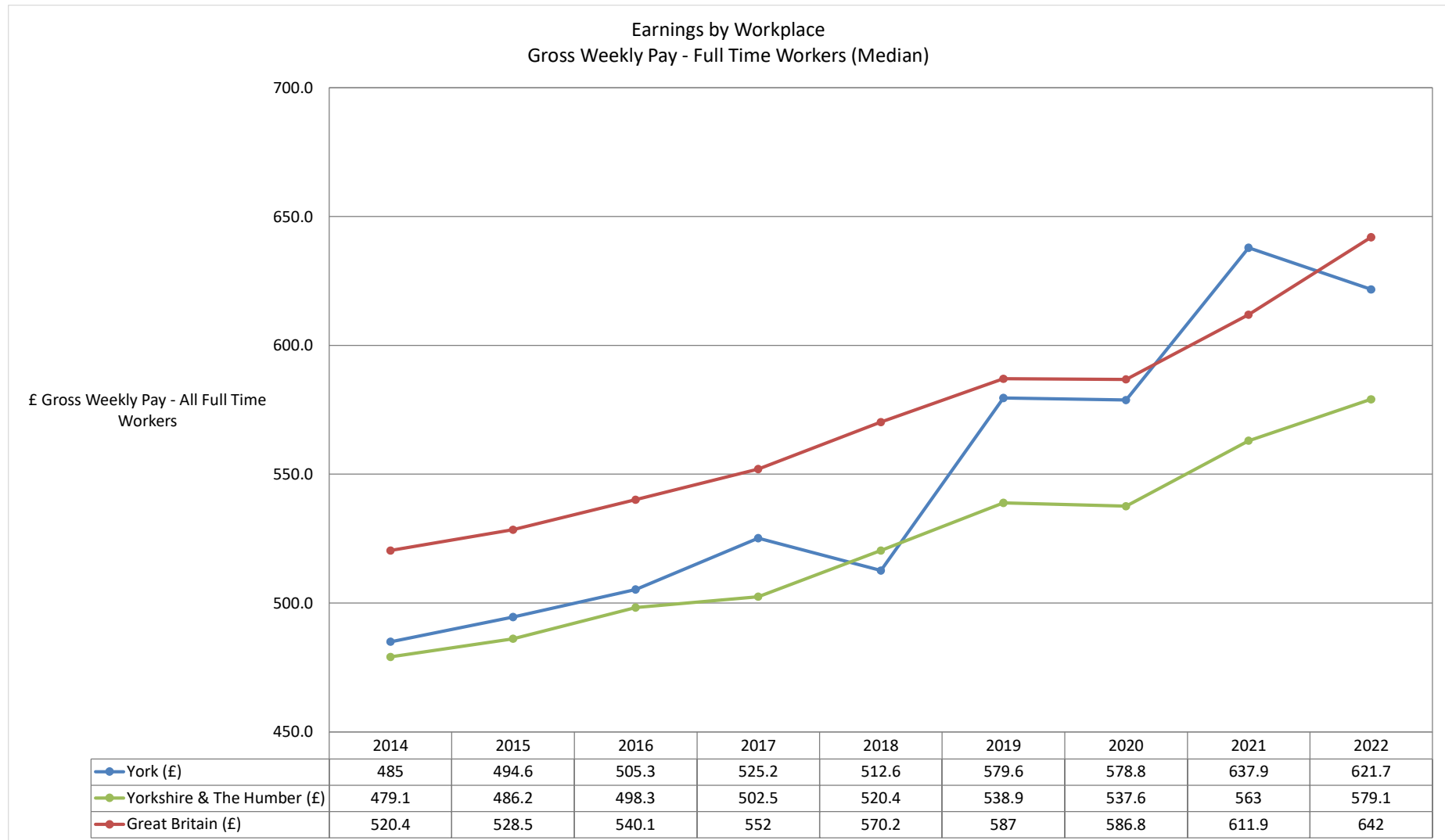
The median gross weekly pay for Yorkshire & the Humber in the same period has increased by 2.86% from £563.00 to £579.10. There has been an increase in the difference between York and Yorkshire region of 4.9 %.

In the same period the median gross weekly pay for Great Britain has increased by 4.92% from £611.90 to £642.00. There has been an increase in the difference between York and Great Britain of 7.3 %.



Source: ONS - Annual Survey of Hours and Earnings

York is ranked highest in the region (no change from 2021) with North East Lincolnshire ranked the lowest with the median gross weekly pay of £553.80.

**Full Time Workers Gross Weekly Pay showing historic data from 2014 to 2022**

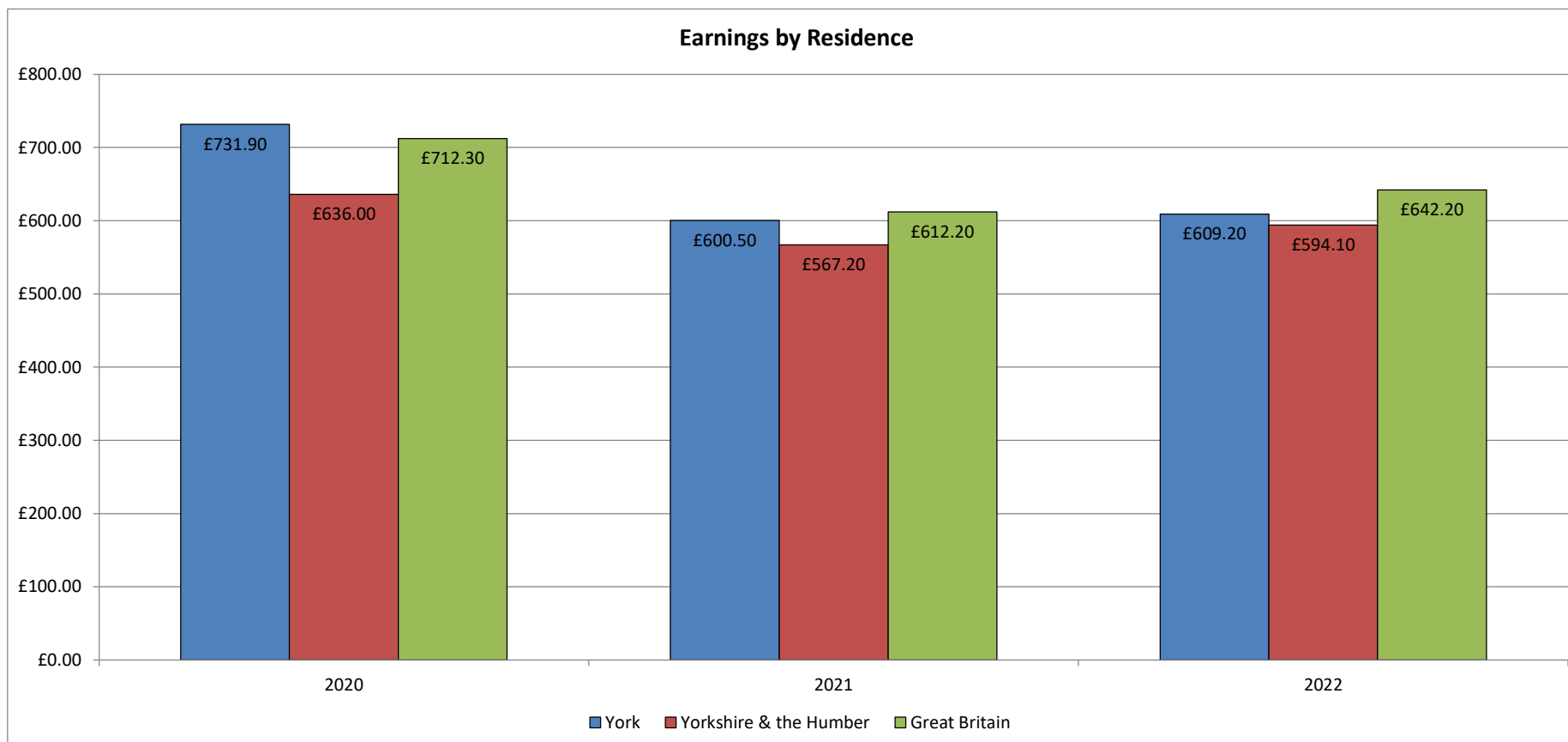
Source: ONS - Annual Survey of Hours and Earnings

**Earnings by Residence**

The median gross weekly pay for 2022 is £609.20. This is an increase of 1.45% since the previous year (2021) when the median gross pay was £600.50.

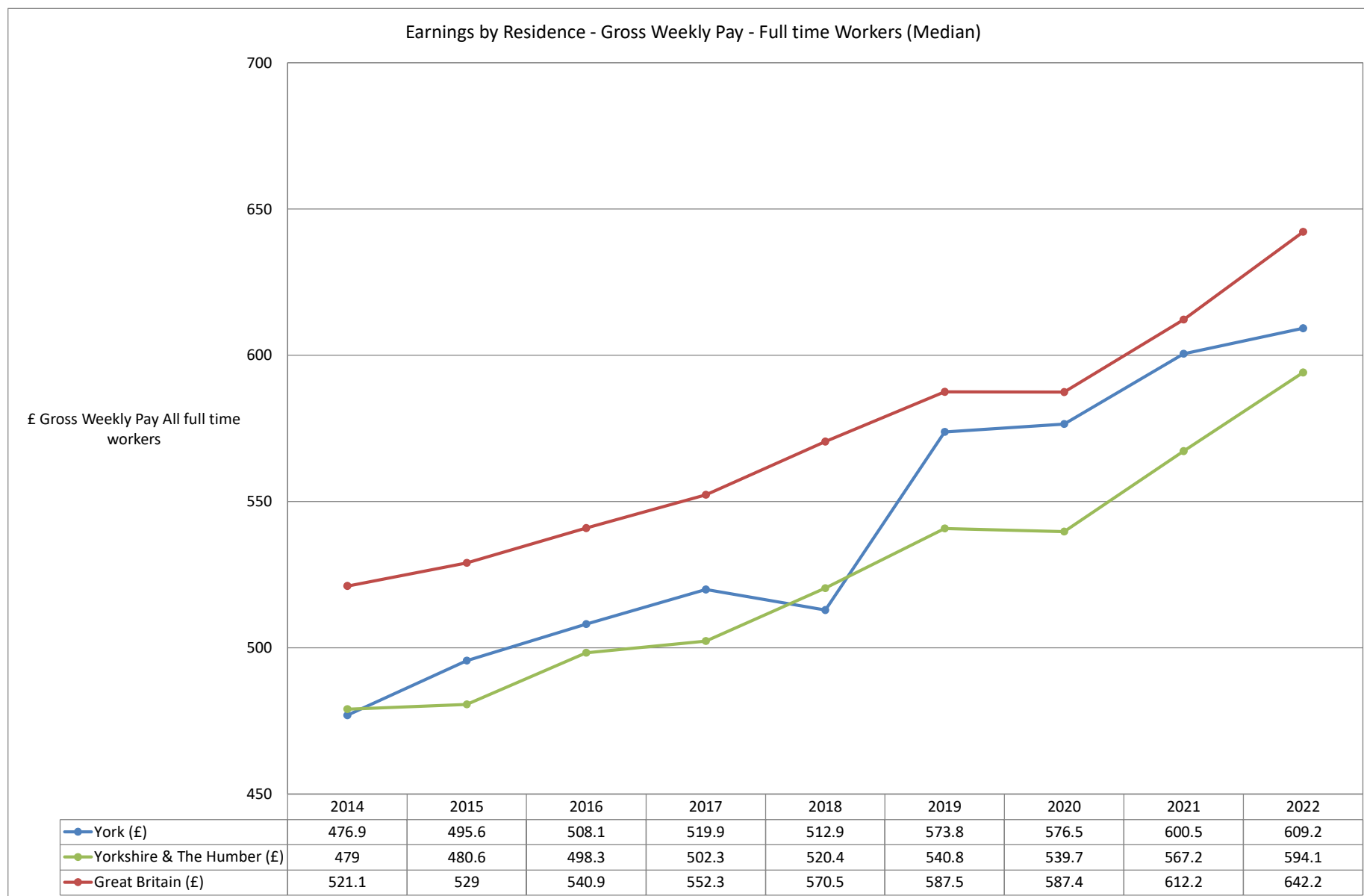
The median gross weekly pay for Yorkshire & the Humber in the same period has increased by 4.74% from £567.20 to £594.10. There has been a reduction in the difference between York and Yorkshire and the Humber of -3.1%.

In the same period the median gross weekly pay for Great Britain has increased by 4.90% from £612.20 to £642.20. There has been an increase in the difference between York and Great Britain of 3.5 %.



Source: ONS - Annual Survey of Hours and Earnings

York is ranked 4/15 in the region (down from 2/15 in 2021) with East Riding of Yorkshire ranked the highest with the median gross weekly pay of £633.90 and Kingston upon Hull ranked the lowest with a gross weekly pay of £537.50.

**Full Time Workers Gross Weekly Pay showing historic data from 2014 to 2022**

Source: ONS - Annual Survey of Hours and Earnings

**Full Time Pay for Males (Workplace)**

The median gross weekly pay for 2022 is £705.40. This is a decrease of 1.63% since the previous year (2021) when the median gross pay was £717.10.

The median gross weekly pay for Yorkshire & the Humber in the same period has increased by 4.34% from £601.10 to £627.20. There has been an increase in the difference between York and Yorkshire and the Humber of 5.1 %.

In the same period the median gross weekly pay for Great Britain has increased by 5.19% from £652.80 to £686.70. There has been an increase in the difference between York and Great Britain of 6.3 %.



Source: ONS - Annual Survey of Hours and Earnings

York is ranked highest in the region with an median gross weekly pay of £705.40 and North Yorkshire is ranked the lowest with the median gross weekly pay of £599.50.

**Full Time Pay for Females (Workplace)**

The median gross weekly pay for 2022 is £542.50. This is a decrease of 4.81% since the previous year (2021) when the median gross pay was £569.90.

The median gross weekly pay for Yorkshire & the Humber in the same period has increased by 4.65% from £497.30 to £520.40. There has been an increase in the difference between York and Yorkshire and the Humber of 8.7 %.

In the same period the median gross weekly pay for Great Britain has increased by 4.66% from £558.50 to £584.50. There has been an increase in the difference between York and Great Britain of 9.7% .



Source: ONS - Annual Survey of Hours and Earnings

York is ranked 2/15 in the region (Down from 1/15 in 2021) with Hambleton ranked the highest with the median gross weekly pay of £550.50 and Ryedale ranked the lowest with a gross weekly pay of £475.10.

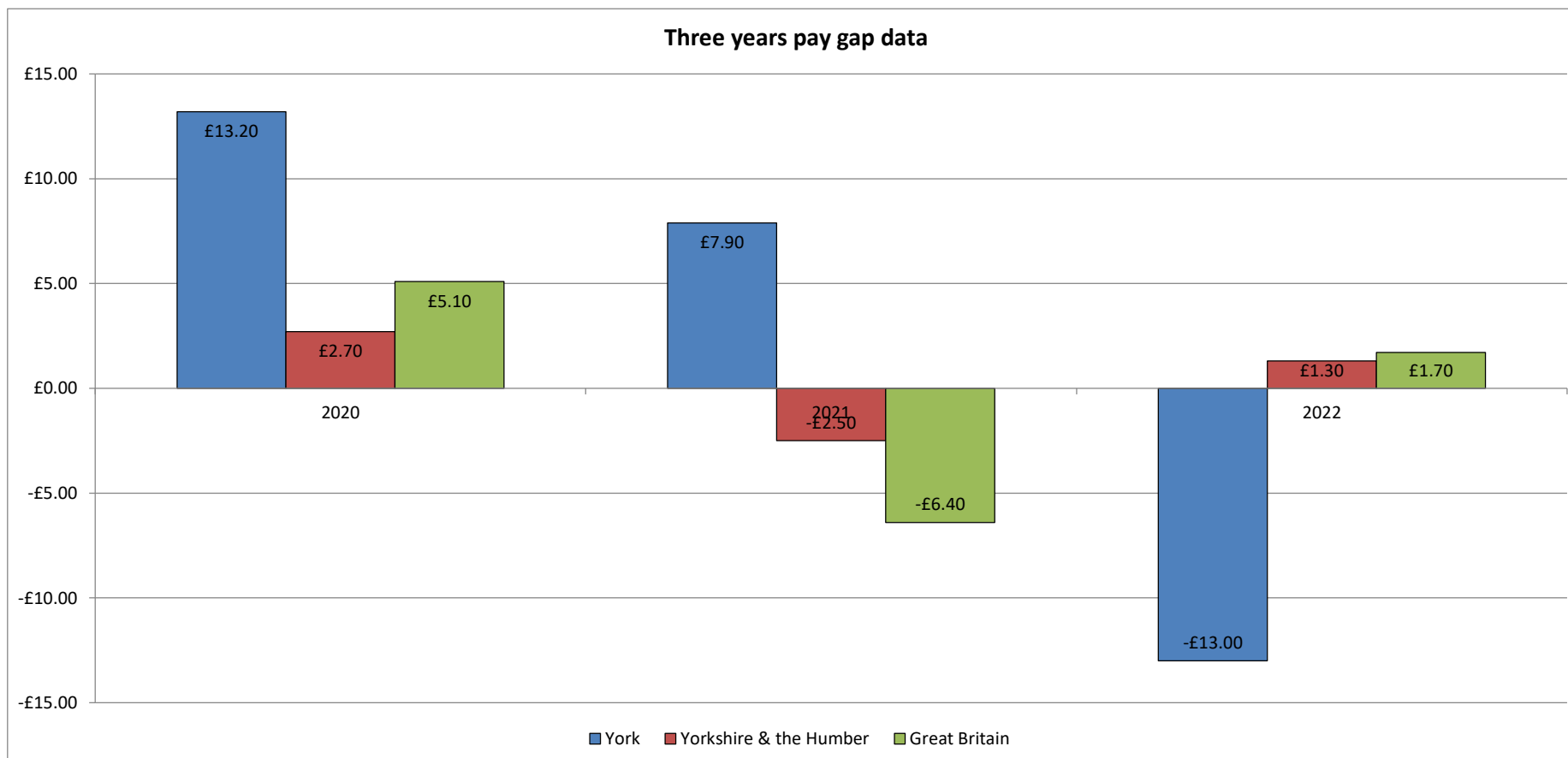


**Pay Gap Data (Workplace)**

The difference between the median gross weekly pay and 25 percentile for 2022 is £166.10. This is a decrease of 14.69% since the previous year (2021) when the difference in gross pay was £194.70.

The difference in median gross weekly pay for Yorkshire & the Humber in the same period has decreased by 5.70% from £138.50 to £130.60. There has been an increase in the difference between York and Yorkshire and the Humber of 7.5 %.

In the same period the median gross weekly pay for Great Britain has increased by 1.85% from £156.70 to £159.60. There has been an increase in the difference between York and Yorkshire and the Humber of 15.6 %.



Source: ONS - Annual Survey of Hours and Earnings

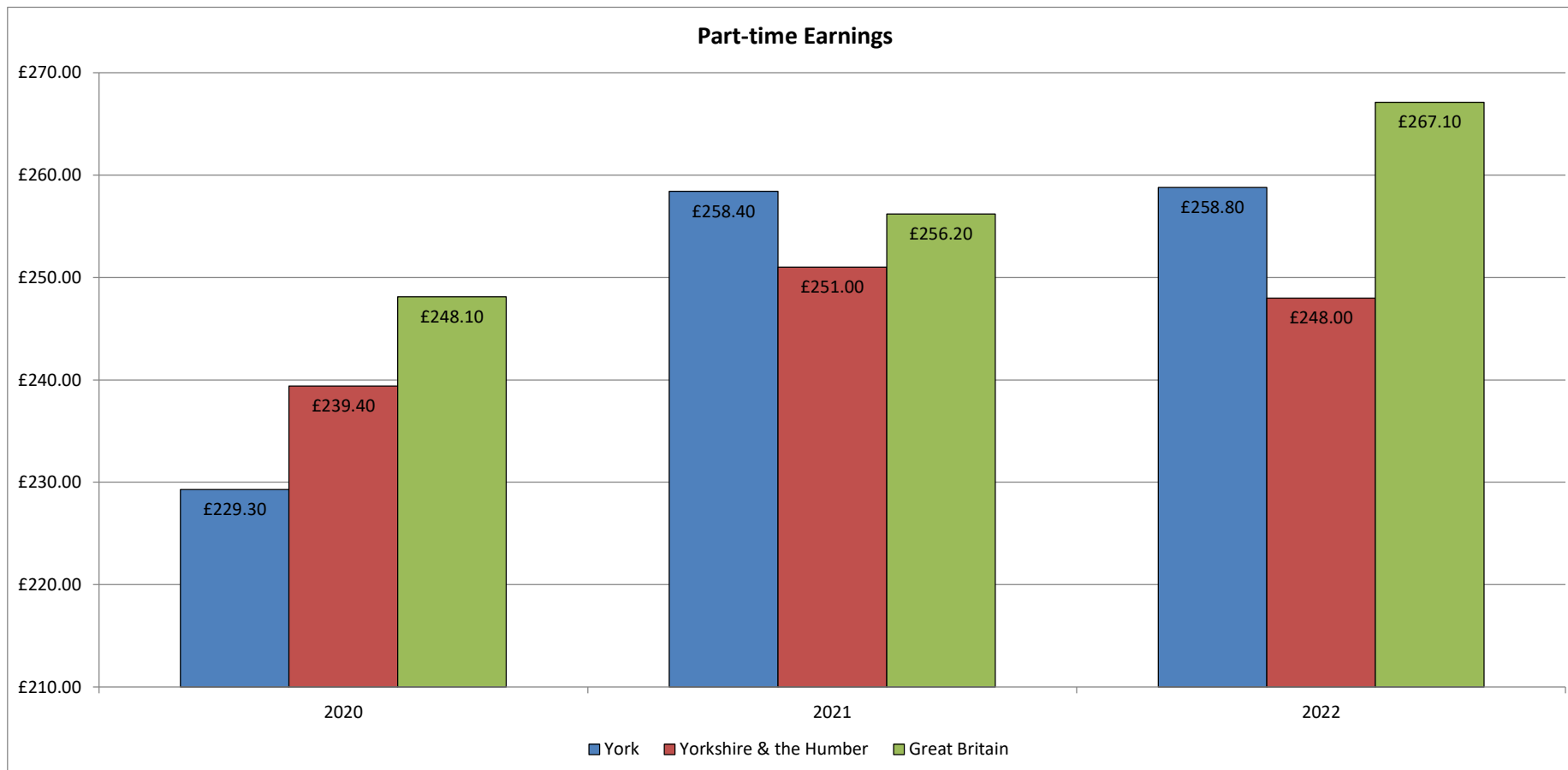
York is ranked highest in the region with a difference in the median gross weekly pay of £166.10 and Calderdale is ranked the lowest with the median gross weekly pay of £114.20.

**Part-Time Pay (Workplace)**

The median gross weekly pay for 2022 is £209.80. This is an increase of 4.80% since the previous year (2021) when the median gross pay was £200.20.

The median gross weekly pay for Yorkshire & the Humber in the same period has increased by 3.05% from £213.30 to £219.80. There has been a reduction in the difference between York and Yorkshire and the Humber of 1.8% .

In the same period the median gross weekly pay for Great Britain has increased by 5.90% from £215.30 to £228.00. There has been an increase in the difference between York and Great Britain of 1.1%.



Source: ONS - Annual Survey of Hours and Earnings

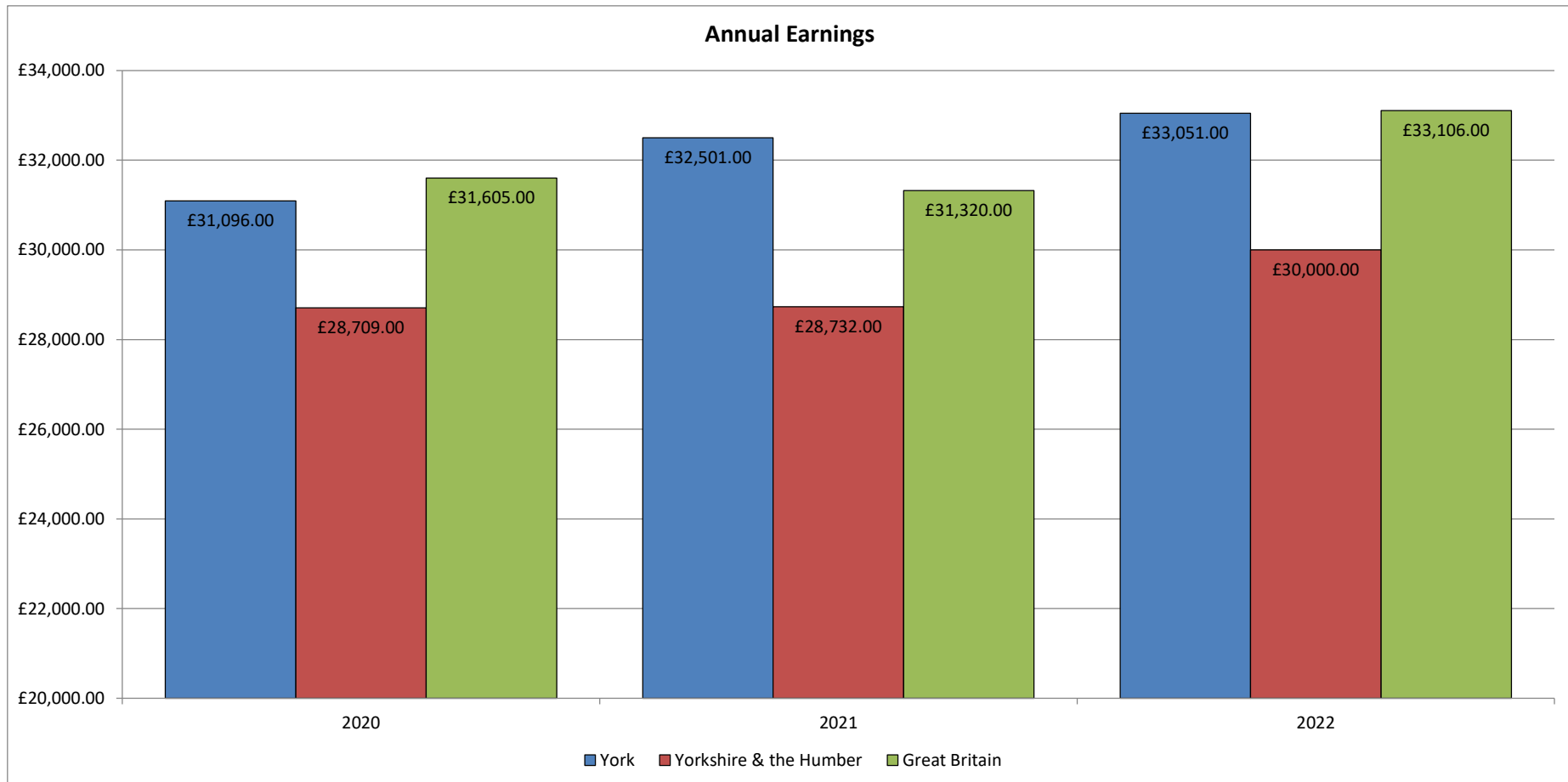
York is ranked 13/15 in the region (no change from 2021) with Barnsley ranked the highest with an median gross weekly pay of £242.30 and Calderdale ranked the lowest with an median gross weekly pay of £188.50.

**Annual Pay (Workplace)**

The median gross annual pay for 2022 is £33,051.00. This is an increase of 1.69% since the previous year (2021) when the median gross pay was £32,501.00.

The median gross annual pay for Yorkshire & the Humber in the same period has increased by 4.41% from £28,732.00 to £30,000.00. There has been a reduction in the difference between York and Yorkshire and the Humber of -2.37%.

In the same period median gross annual pay for Great Britain has increased by 5.70% from £31,320.00 to £33,106.00. There has been an increase in the difference between York and Great Britain of 3.8%.



Source: ONS - Annual Survey of Hours and Earnings

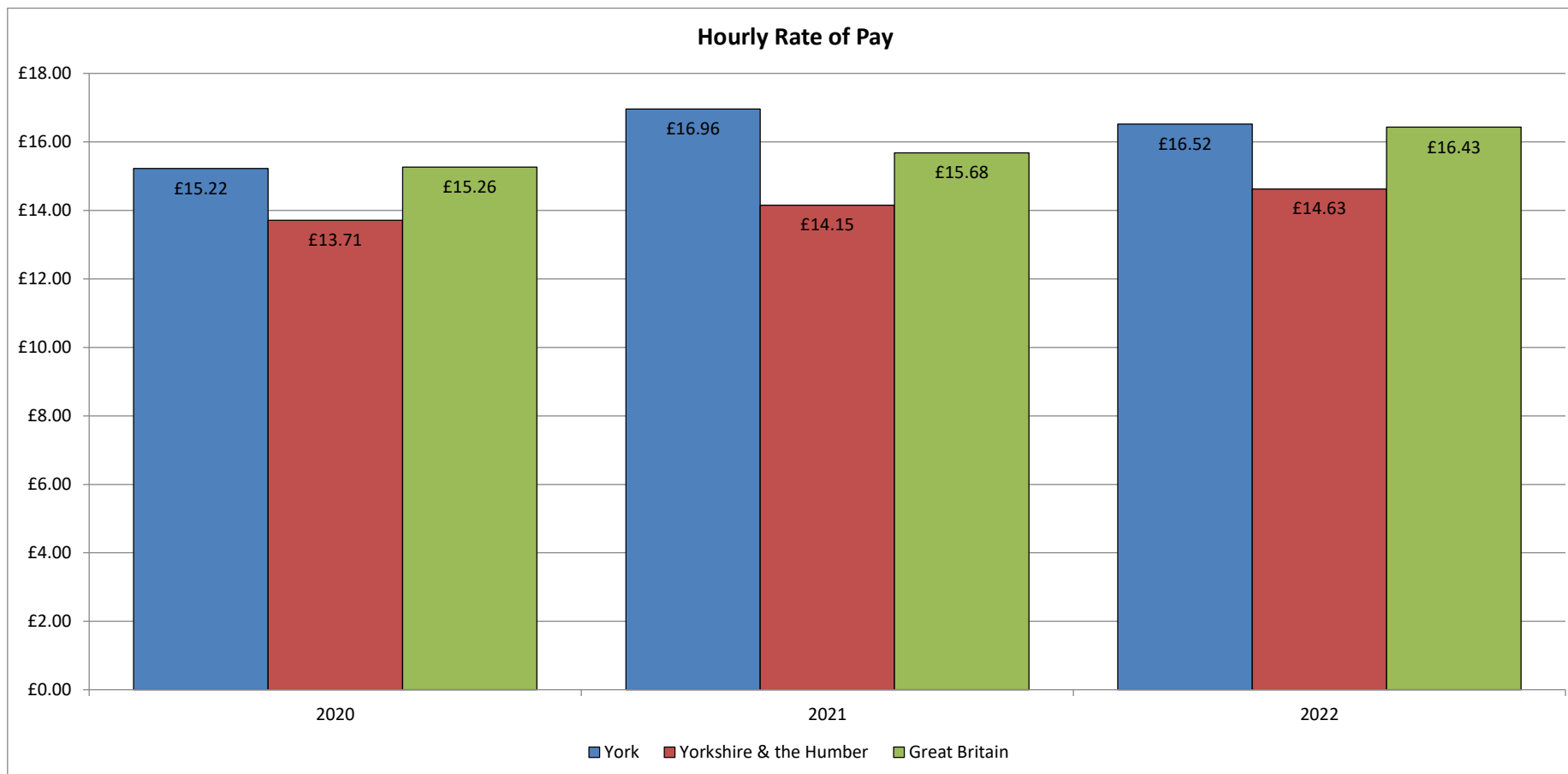
York is ranked highest in the region with median gross weekly pay of £33,051.00 and Barnsley is ranked the lowest with the median gross weekly pay of £27,799.00.

**Hourly Rate of Pay (Workplace)**

The median gross hourly rate of pay for 2022 is £16.52. This is a decrease of 2.59% since the previous year (Previous) when the median gross pay was £16.96.

The median gross hourly pay for Yorkshire & the Humber in the same period has increased by 3.39% from £14.15 to £14.63. There has been an increase in the difference between York and Yorkshire and the Humber of 5.1 %.

In the same period the median gross hourly pay for Great Britain has increased by 4.78% from £15.68 to £16.43. There has been an increase in the difference between York and Great Britain of 7.0% from 7.5% to 0.5%.



Source: ONS - Annual Survey of Hours and Earnings

York is ranked highest in the region with median gross weekly pay of £16.52 and Doncaster is ranked the lowest with the median gross weekly pay of £13.86.