

# City of York Council



## Annual Survey of Hours and Earnings Mean Earnings

### 2022

The ONS released the following narrative in relation to the national picture:

Statistics in this bulletin relate to the pay period that includes 21 April 2021, at which time approximately 3.7 million employees were furloughed under the Coronavirus Job Retention Scheme (CJRS); pay estimates include furloughed employees and are based on actual payments made to the employee from company payrolls and the hours on which this pay was calculated, which in the case of furloughed employees are their usual hours (as included in the CJRS claim).

The lowest-earning employees tend to be part-time, younger (aged between 16 and 21 years), in the elementary occupations or in the accommodation and food service industry.

The highest-earning employees are concentrated in the managerial and professional occupations, aged between 35 and 49 years or work in the information and communication or finance and insurance service industries.

Source: ONS - Annual Survey of Hours and Earnings 2021

**2022**

**York overall picture:**

The survey provides data on levels, distribution and make up of earnings and hours worked for UK employees by sex and full-time/part-time status in all industries and occupations.

Summary of release:

**Average Gross Weekly Pay by Workplace:**

		2021	2022		
Full Time:	York:	£726.00	£725.40	↓	0.08%
	National:	£729.70	£758.60	↑	3.96%
	Regional:	£651.70	£677.00	↑	3.88%

**Average Gross Annual Pay by Workplace:**

		2021	2022		
Full Time:	York:	£37,853.00	£37,819.00	↓	0.09%
	National:	£38,242.00	£40,164.00	↑	5.03%
	Regional:	£33,322.00	£35,334.00	↑	6.04%

**Difference between Average Weekly Pay and 25th Percentile:**

Pay Gap:	York:	£282.80	£269.80	↑	4.60%
	National:	£274.50	£276.20	↑	0.62%
	Regional:	£227.20	£228.50	↑	0.57%

**Average Gross Hourly Rate by Workplace:**

Full Time:	York:	£19.04	£19.11	↑	0.37%
	National:	£18.81	£19.55	↑	3.93%
	Regional:	£16.71	£17.35	↑	3.83%

**Average Gross Weekly Pay by Workplace:**

Part Time:	York:	£258.40	£258.80	↑	0.15%
	National:	£256.20	£267.10	↑	4.25%
	Regional:	£251.00	£248.00	↓	1.20%

**Average Hours Worked by Workplace:**

Full Time:	York:	38.10	38.00	↓	0.26%
	National:	38.80	38.80	↓	0.00%
	Regional:	39.00	39.00	↓	0.00%

Source: ONS - Annual Survey of Hours and Earnings

**York overall picture:****Earnings by Workplace**

The average gross weekly pay for York was £725.40. This is a decrease of 0.08% since the previous year (2021) when the average gross pay was £726.00.

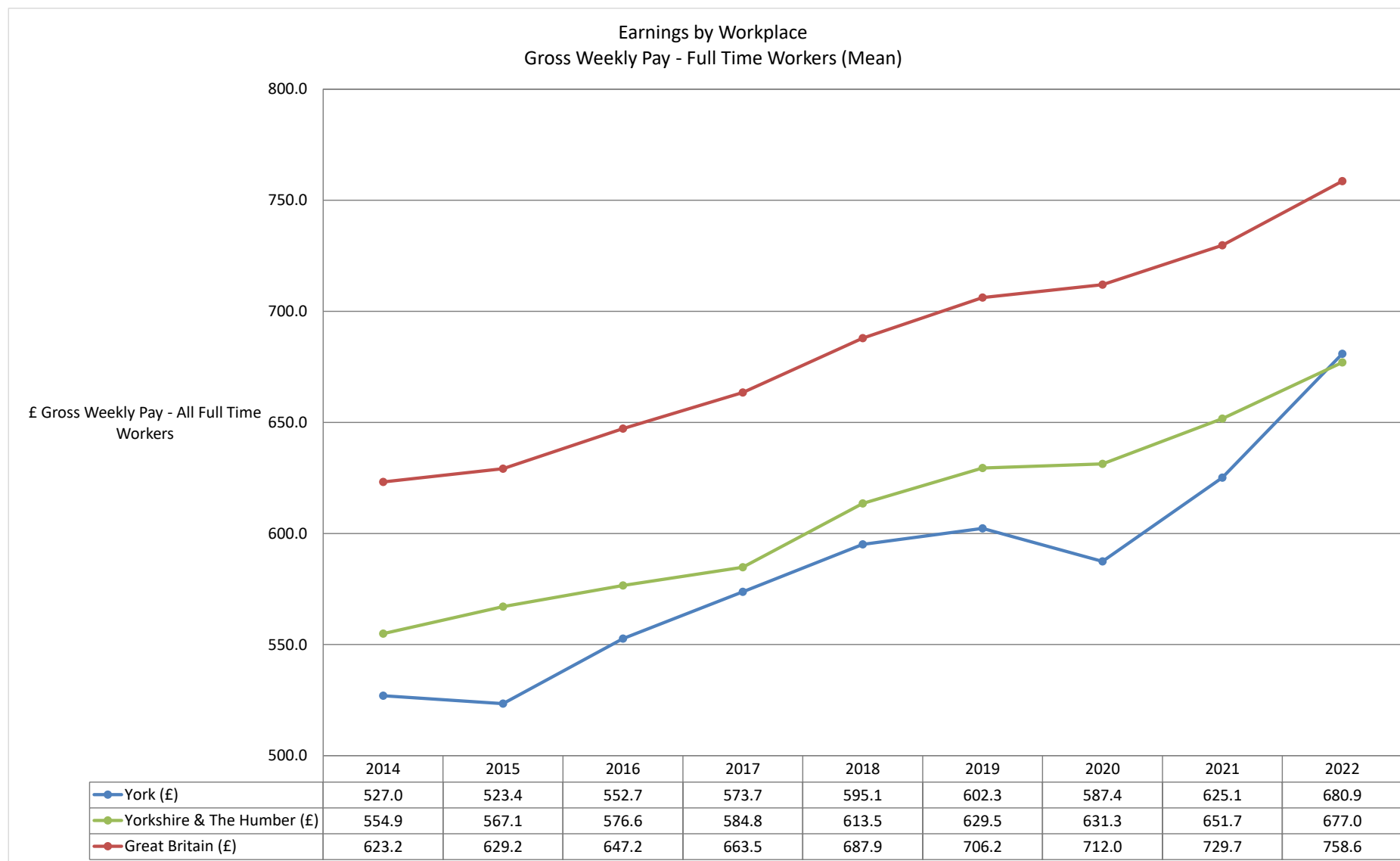
The average gross weekly pay for Yorkshire & the Humber in the same period has increased by 3.88% from £651.70 to £677.00. There has been an increase in the difference between York and Yorkshire region of 3.6 %.

In the same period the average gross weekly pay for Great Britain has increased by 3.96% from £729.70 to £758.60. There has been an increase in the difference between York and Great Britain of 4.1 %.



Source: ONS - Annual Survey of Hours and Earnings

York is ranked highest in the region (no change from 2021) with Ryedale ranked the lowest with the average gross weekly pay of £554.30.

**Full Time Workers Gross Weekly Pay showing historic data from 2014 to 2022**

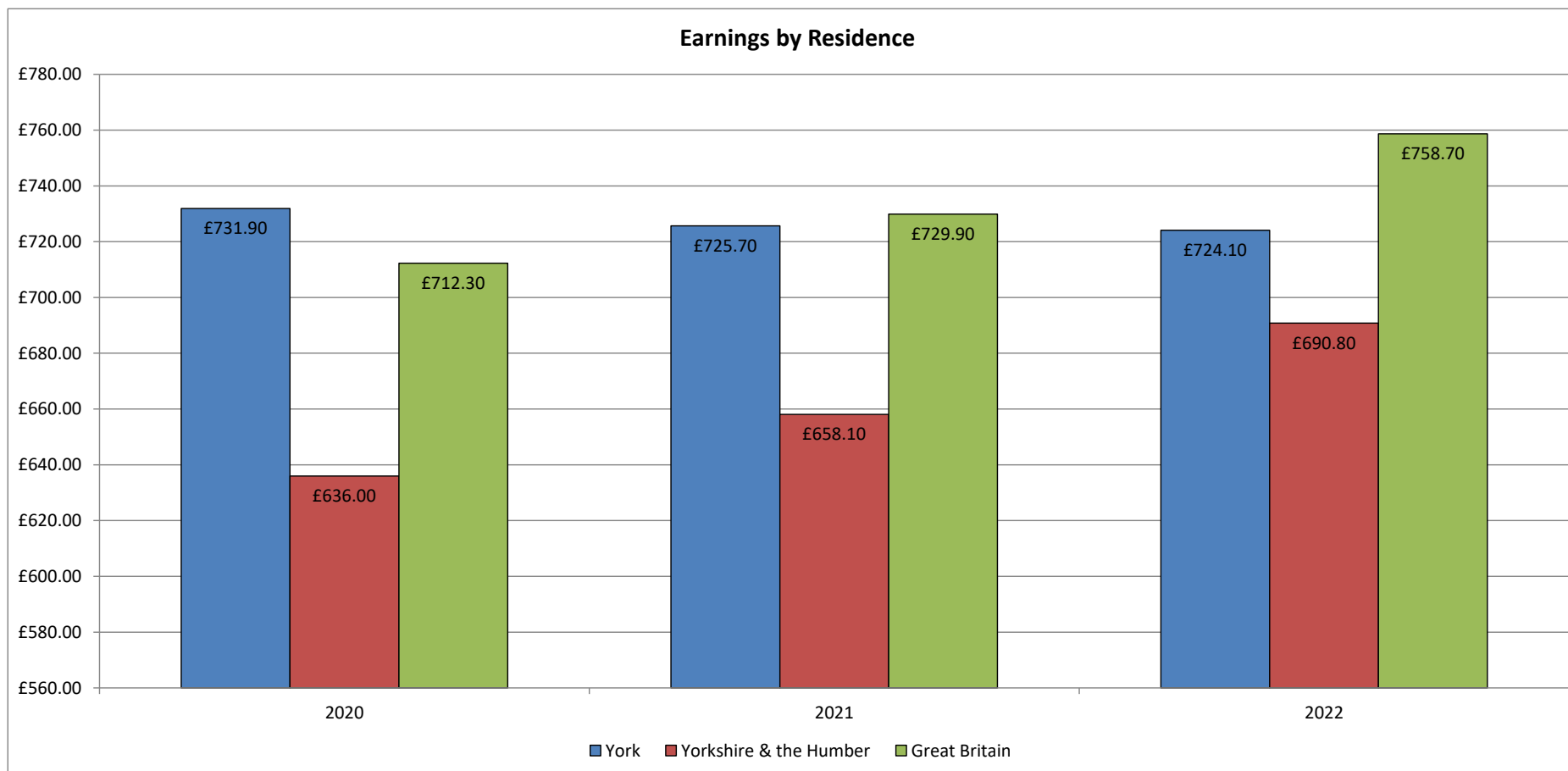
Source: ONS - Annual Survey of Hours and Earnings

**Earnings by Residence**

The average gross weekly pay for 2022 is £724.10. This is a decrease of 0.22% since the previous year (2021) when the average gross pay was £725.70.

The average gross weekly pay for Yorkshire & the Humber in the same period has increased by 4.97% from £658.10 to £690.80. There has been a reduction in the difference between York and Yorkshire and the Humber of 4.7%.

In the same period the average gross weekly pay for Great Britain has increased by 3.95% from £729.90 to £758.70. There has been an increase in the difference between York and Great Britain of 4.2%.



Source: ONS - Annual Survey of Hours and Earnings

York is ranked 4/15 in the region (down from 3/15 in 2021) with Craven ranked the highest with the average gross weekly pay of £835.60 and Kingston upon Hull ranked the lowest with a gross weekly pay of £600.00.

**Full Time Workers Gross Weekly Pay showing historic data from 2014 to 2022**

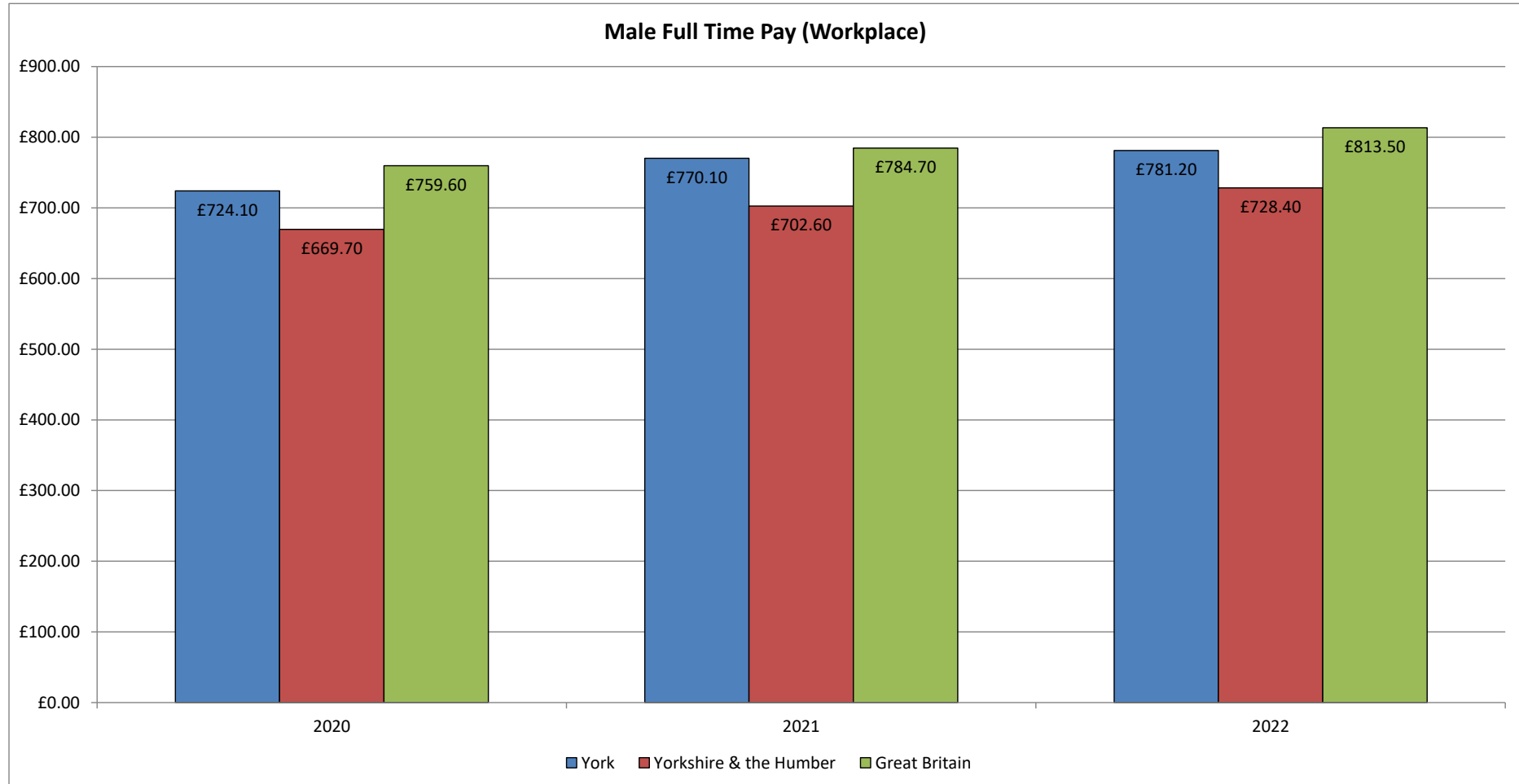
Source: ONS - Annual Survey of Hours and Earnings

**Full Time Pay for Males (Workplace)**

The average gross weekly pay for 2022 is £781.20. This is an increase of 1.44% since the previous year (2021) when the average gross pay was £770.10.

The average gross weekly pay for Yorkshire & the Humber in the same period has increased by 3.67% from £702.60 to £728.40. There has been an increase in the difference between York and Yorkshire and the Humber of 2.0 %.

In the same period the average gross weekly pay for Great Britain has increased by 3.67% from £784.70 to £813.50. There has been an increase in the difference between York and Great Britain of 2.2 %.



Source: ONS - Annual Survey of Hours and Earnings

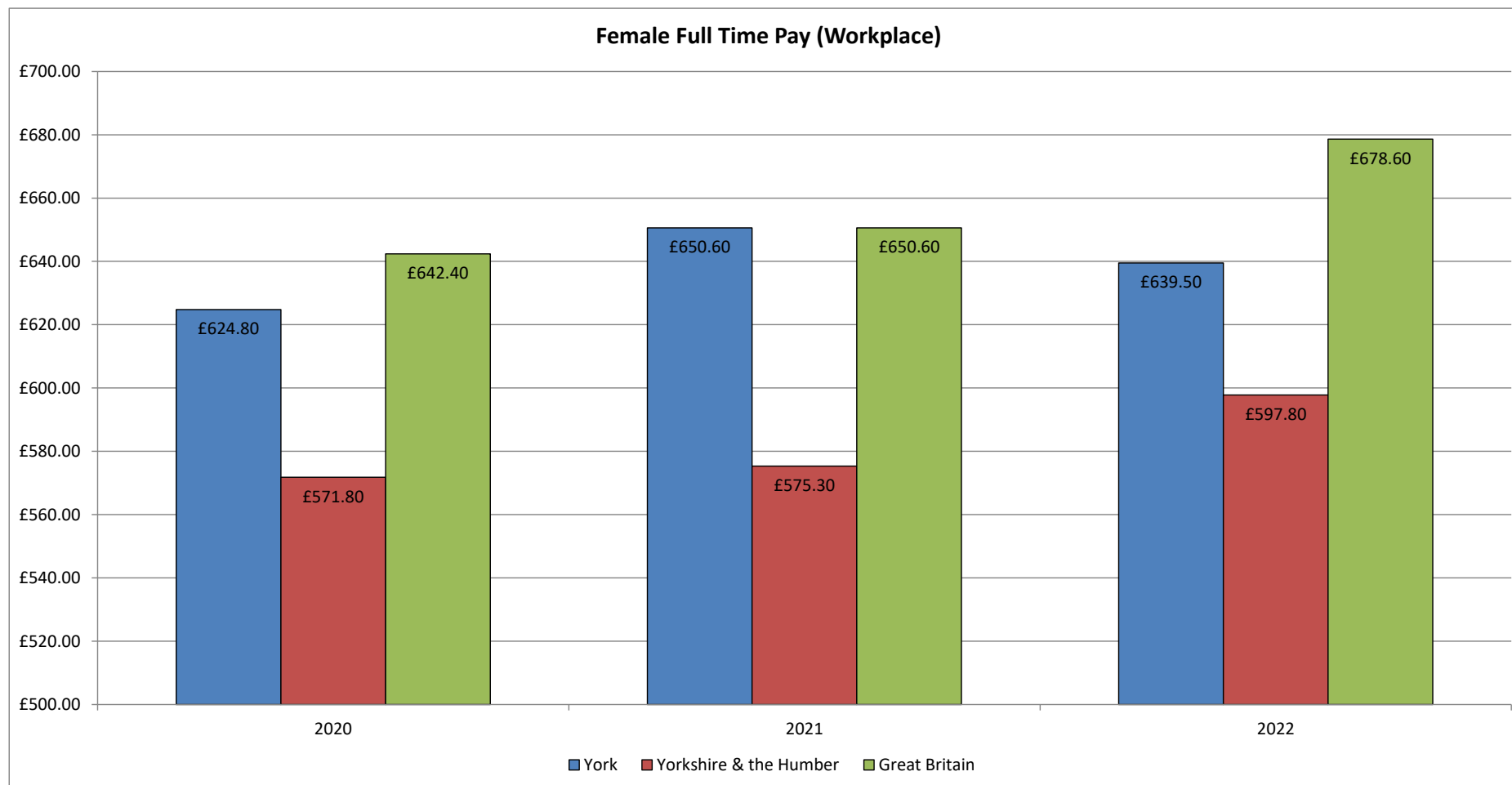
York is ranked highest in the region with an average gross weekly pay of £781.20 and Ryedale is ranked the lowest with the average gross weekly pay of £592.90.

**Full Time Pay for Females (Workplace)**

The average gross weekly pay for 2022 is £639.50. This is a decrease of 1.71% since the previous year (2021) when the average gross pay was £650.60.

The average gross weekly pay for Yorkshire & the Humber in the same period has increased by 3.91% from £575.30 to £597.80. There has been an increase in the difference between York and Yorkshire and the Humber of 5.1%.

In the same period the average gross weekly pay for Great Britain has increased by 4.30% from £650.60 to £678.60. There has been an increase in the difference between York and Great Britain of 6.1%.



Source: ONS - Annual Survey of Hours and Earnings

York is ranked 3/15 in the region (Down from 1/15 in 2021) with Hambleton ranked the highest with the average gross weekly pay of £671.90 and Ryedale ranked the lowest with a gross weekly pay of £487.60.

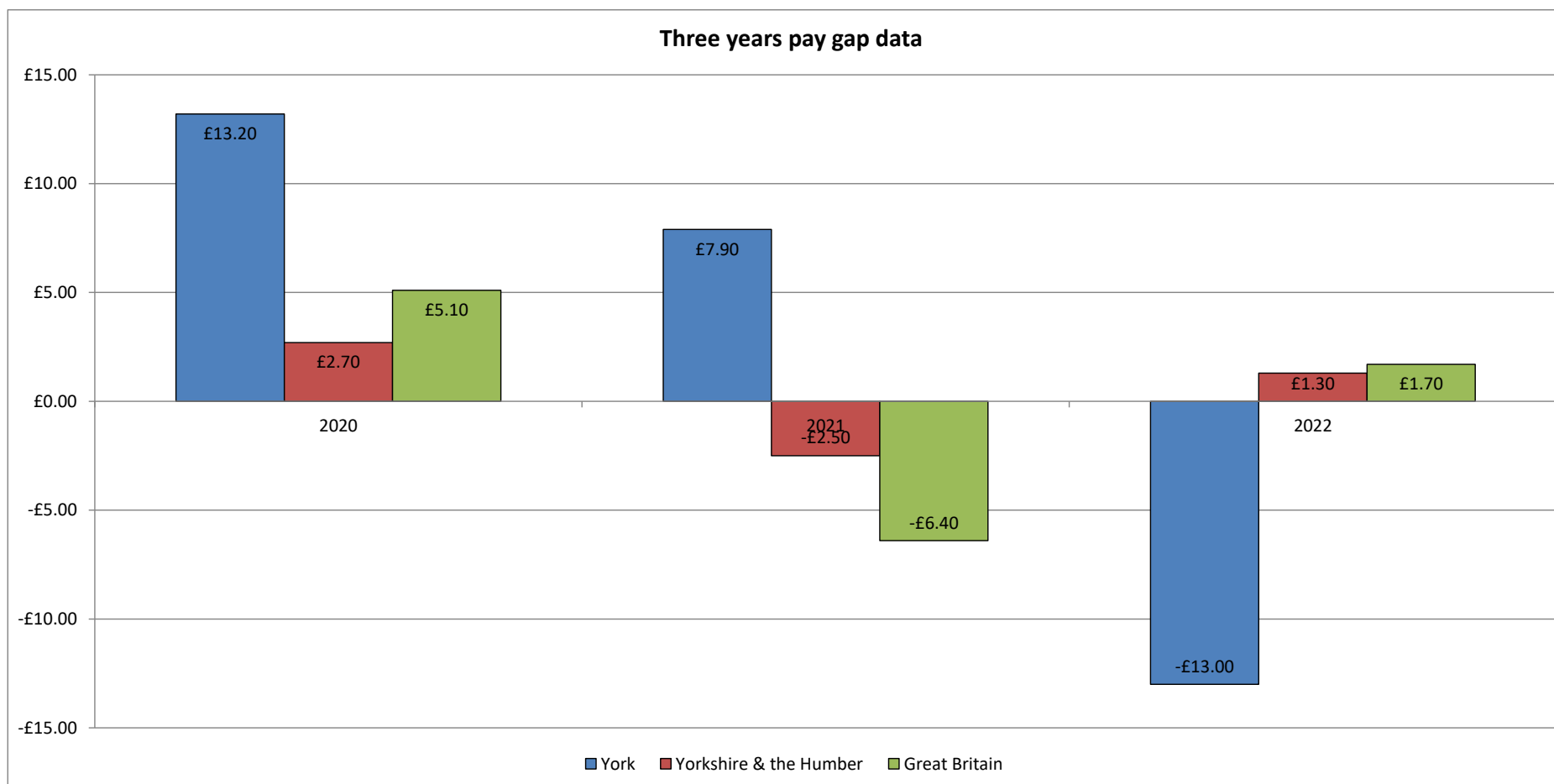


**Pay Gap Data (Workplace)**

The difference between the average gross weekly pay and 25 percentile for 2022 is £269.80. This is a decrease of 4.60% since the previous year (2021) when the difference in gross pay was £282.80.

The difference in average gross weekly pay for Yorkshire & the Humber in the same period has increased by 0.57% from £227.20 to £228.50. There has been an increase in the difference between York and Yorkshire and the Humber of 4.4 %.

In the same period the average gross weekly pay for Great Britain has increased by 0.62% from £274.50 to £276.20. There has been an increase in the difference between York and Yorkshire and the Humber of 5.3 %.



Source: ONS - Annual Survey of Hours and Earnings

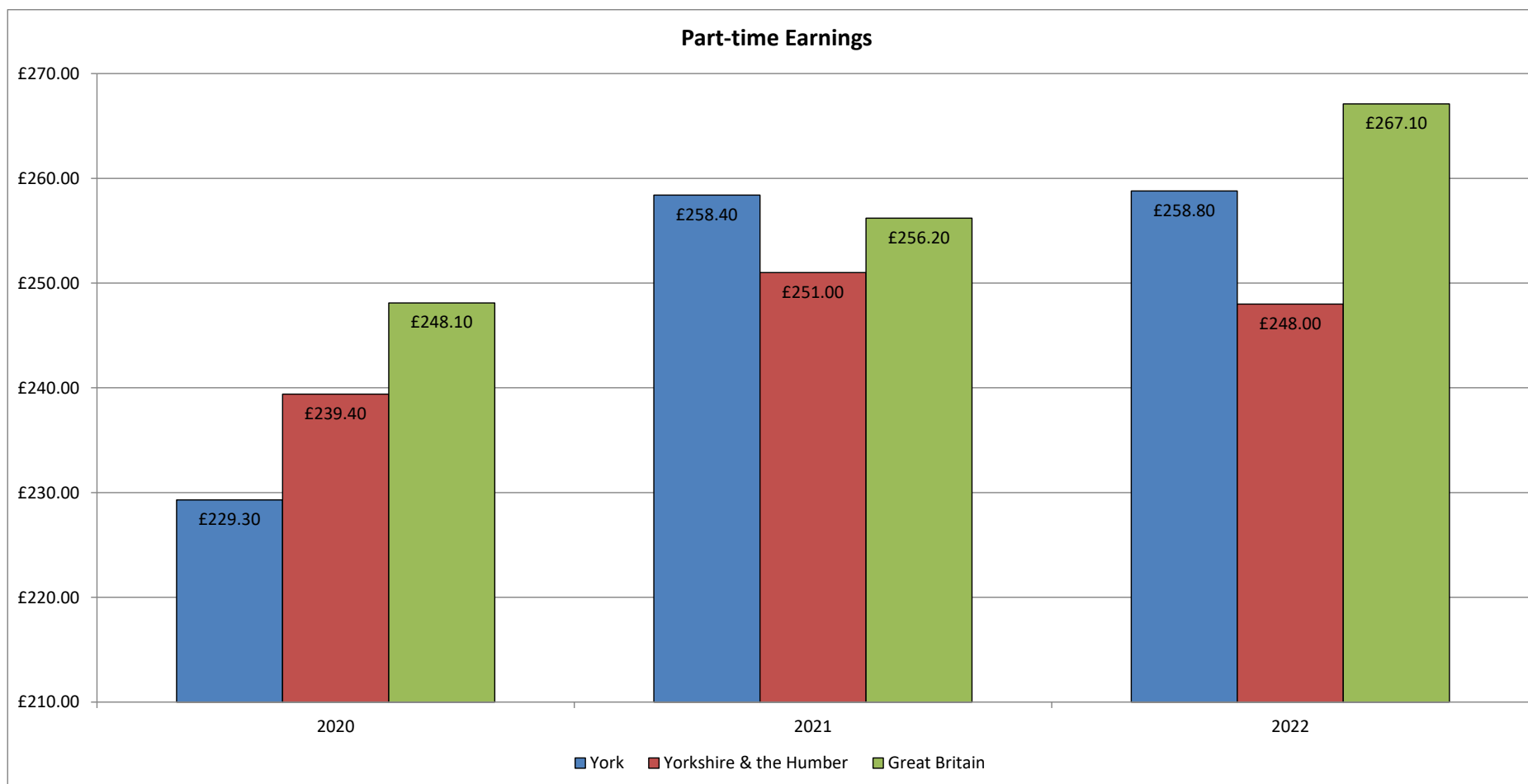
York is ranked highest in the region with a difference in the average gross weekly pay of £269.80 and Ryedale is ranked the lowest with the average gross weekly pay of £140.30.

**Part-Time Pay (Workplace)**

The average gross weekly pay for 2022 is £258.80. This is an increase of 0.15% since the previous year (2021) when the average gross pay was £258.40.

The average gross weekly pay for Yorkshire & the Humber in the same period has decreased by 1.20% from £251.00 to £248.00. There has been a reduction in the difference between York and Yorkshire and the Humber of 1.3% .

In the same period the average gross weekly pay for Great Britain has increased by 4.25% from £256.20 to £267.10. There has been an increase in the difference between York and Great Britain of 4.1%.



Source: ONS - Annual Survey of Hours and Earnings

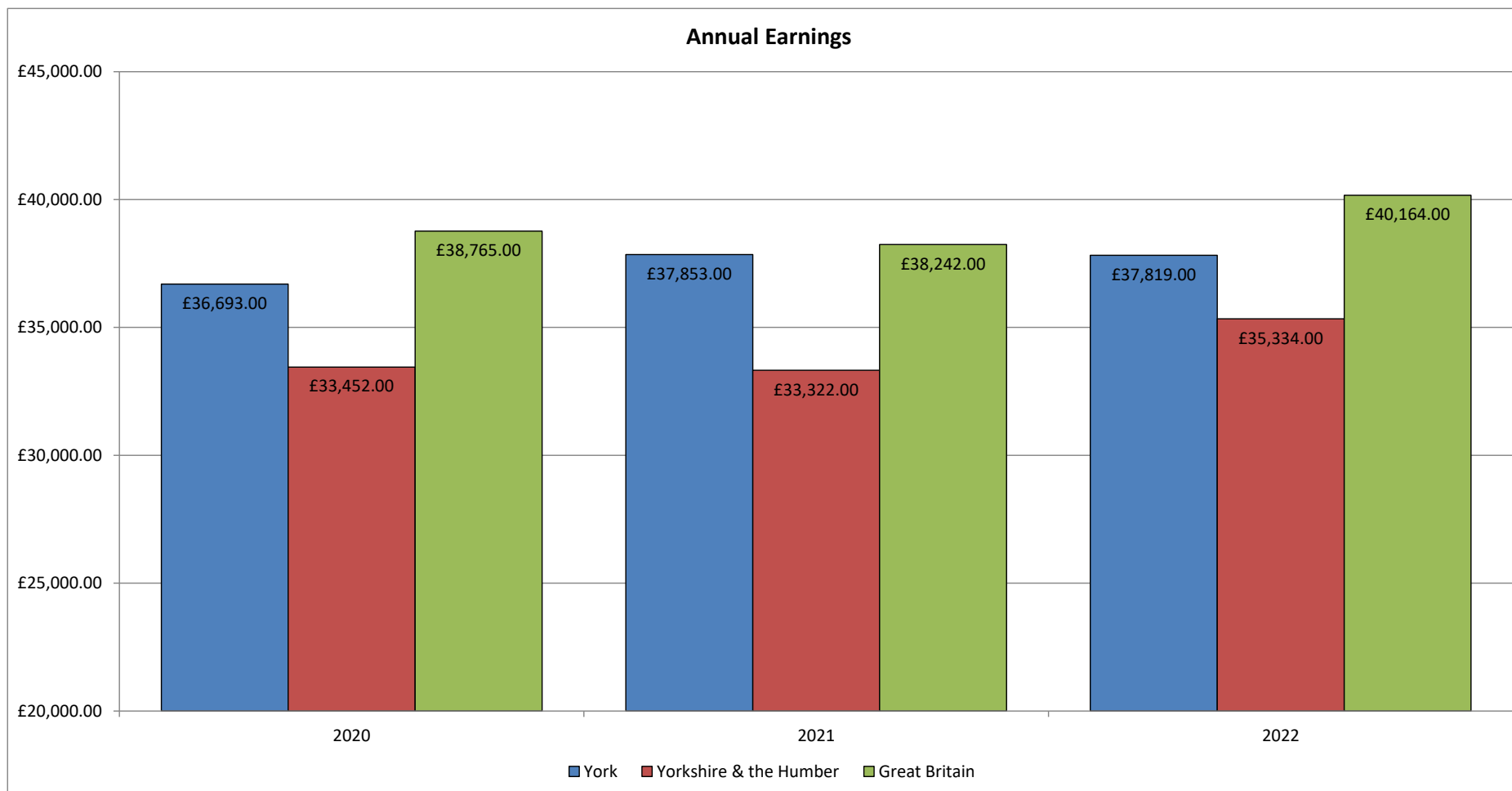
York is ranked 6/15 in the region (Up from 9/22 in 2021) with Rotherham ranked the highest with an average gross weekly pay of £276.70 and Ryedale ranked the lowest with an average gross weekly pay of £168.70.

**Annual Pay (Workplace)**

The average gross annual pay for 2022 is £37,819.00. This is a decrease of 0.09% since the previous year (2021) when the average gross pay was £37,853.00.

The average gross annual pay for Yorkshire & the Humber in the same period has increased by 6.04% from £33,322.00 to £35,334.00. There has been a reduction in the difference between York and Yorkshire and the Humber of -5.40%.

In the same period average gross annual pay for Great Britain has increased by 5.03% from £38,242.00 to £40,164.00. There has been an increase in the difference between York and Great Britain of 5.2%.



Source: ONS - Annual Survey of Hours and Earnings

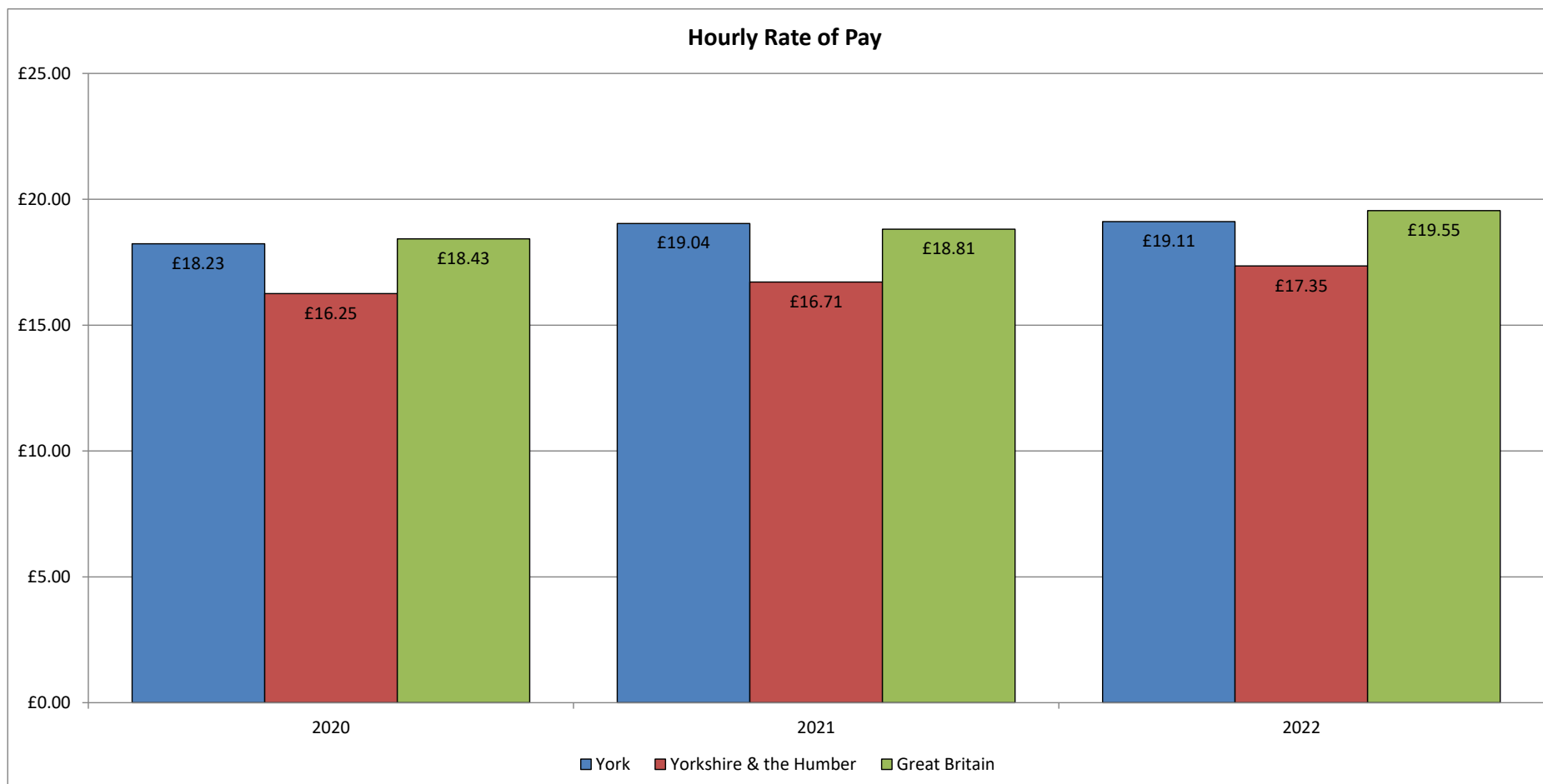
York is ranked 2/22 in the region (Down from 1/22 in 2021) with Selby ranked the highest with an average gross weekly pay of £38,250.00 and Ryedale ranked the lowest with a difference in the average gross weekly pay of £29,481.00.

**Hourly Rate of Pay (Workplace)**

The average gross hourly rate of pay for 2022 is £19.11. This is an increase of 0.37% since the previous year (Previous) when the average gross pay was £19.04.

The average gross hourly pay for Yorkshire & the Humber in the same period has increased by 3.83% from £16.71 to £17.35. There has been an increase in the difference between York and Yorkshire and the Humber of 3.0 %.

In the same period the average gross hourly pay for Great Britain has increased by 3.93% from £18.81 to £19.55. There has been an increase in the difference between York and Great Britain of 3.5% from 1.2% to -2.3%.



Source: ONS - Annual Survey of Hours and Earnings

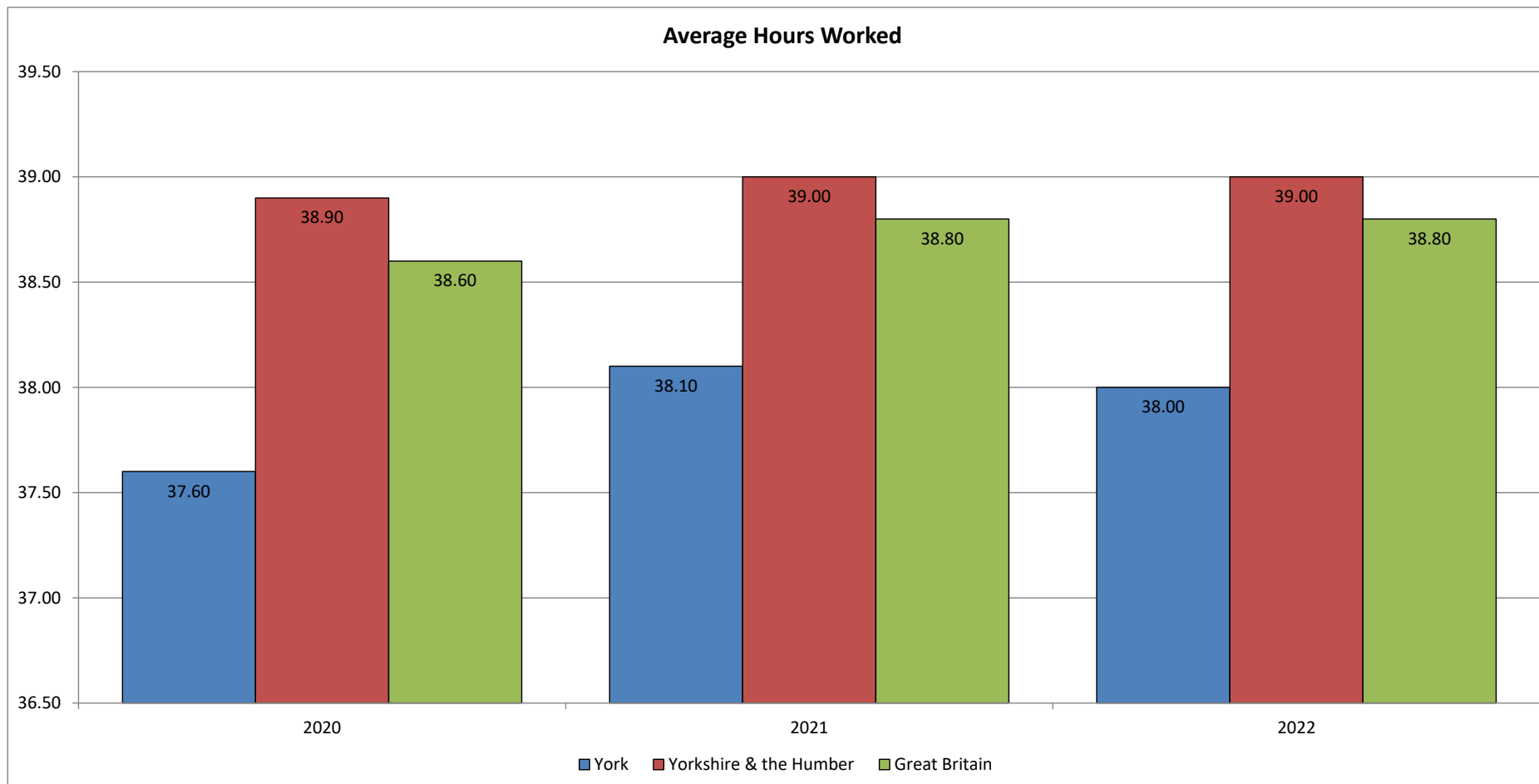
York is ranked highest in the region with average gross weekly pay of £19.11 and Ryedale is ranked the lowest with the average gross weekly pay of £13.85.

**Average Hours Worked (Workplace)**

The average hours worked for 2022 is 38.00. This is a decrease of 0.26% since the previous year (2021) when the average number of hours worked was 38.10.

The average number of hours worked for Yorkshire & the Humber in the same period has decreased by 0.00% from 39.00 to 39.00.

The average number of hours worked for Great Britain in the same period has decreased by 0.00% from 38.80 to 38.80.



Source: ONS - Annual Survey of Hours and Earnings

York is ranked 21/22 in the region (no change from 2021) with North Lincolnshire ranked the highest with an average hours worked of 41.70.