

City of York Council



Annual Survey of Hours and Earnings Median Earnings

2023

In April 2023, median weekly earnings for full-time employees fell by 1.5% on the year in real terms (adjusted for inflation using Consumer Prices Index including owner occupiers' housing costs (CPIH)).

Median weekly earnings for full-time employees saw growth across all major occupational groups, particularly for lower-paying occupations (with caring, leisure and other service occupations up 9.4% and sales and customer service occupations up 9.2% compared with the previous year).

In April 2023, median weekly earnings for full-time employees increased across all sector-level industries when compared with April 2022, with the highest growth seen in the wholesale and retail trade; repair of motor vehicles and motorcycles industry (8.6%).

Source: ONS - Annual Survey of Hours and Earnings 2023

2023

York overall picture:

The survey provides data on levels, distribution and make up of earnings and hours worked for UK employees by sex and full-time/part-time status in all industries and occupations.

Summary of release:

Median Gross Weekly Pay by Workplace:

	2022	2023		
Full Time:				
York:	£622.20	£668.70	↑	7.47%
National:	£644.20	£682.60	↑	5.96%
Regional:	£588.10	£630.80	↑	7.26%

Median Gross Annual Pay by Workplace:

	2022	2023		
Full Time:				
York:	£33,077.00	£34,109.00	↑	3.12%
National:	£33,145.00	£35,001.00	↑	5.60%
Regional:	£30,354.00	£31,920.00	↑	5.16%

Difference between median Weekly Pay and 25th Percentile:

Pay Gap:				
York:	£164.20	£152.20	↓	7.31%
National:	£161.30	£163.40	↑	1.30%
Regional:	£133.20	£139.50	↑	4.73%

Median Gross Hourly Rate by Workplace:

Full Time:				
York:	£16.57	£17.85	↑	7.72%
National:	£16.45	£17.53	↑	6.57%
Regional:	£14.83	£15.97	↑	7.69%

Median Gross Weekly Pay by Workplace:

Part Time:				
York:	£211.30	£245.00	↑	15.95%
National:	£228.70	£240.90	↑	5.33%
Regional:	£225.00	£239.70	↑	6.53%

Median Hours Worked by Workplace:

Full Time:				
York:	37.00	37.00	→	0.00%
National:	37.50	37.50	→	0.00%
Regional:	37.50	37.50	→	0.00%

Source: ONS - Annual Survey of Hours and Earnings

York overall picture:**Earnings by Workplace**

The median gross weekly pay for York was £668.70. This is an increase of 7.47% since the previous year (2022) when the median gross pay was £622.20.

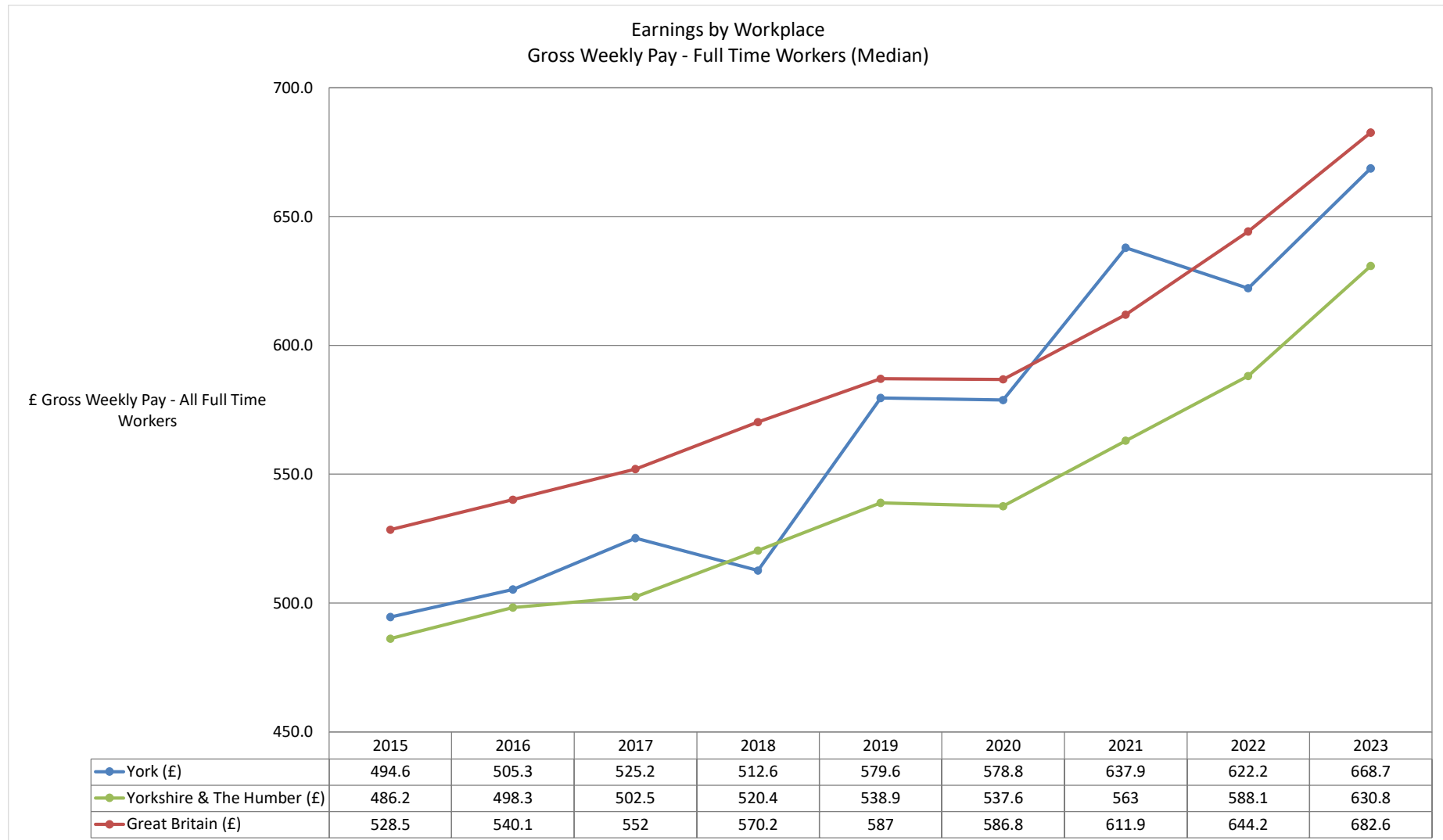
The median gross weekly pay for Yorkshire & the Humber in the same period has increased by 7.26% from £588.10 to £630.80. There has been a reduction in the difference between York and the Yorkshire Region of 0.2%.

In the same period the median gross weekly pay for Great Britain has increased by 5.96% from £644.20 to £682.60. There has been a reduction in the difference between York and Great Britain of 1.5%.



Source: ONS - Annual Survey of Hours and Earnings

York is ranked highest in the region (no change from 2022) with Rotherham ranked the lowest with the median gross weekly pay of £577.80.

Full Time Workers Gross Weekly Pay showing historic data from 2015 to 2023

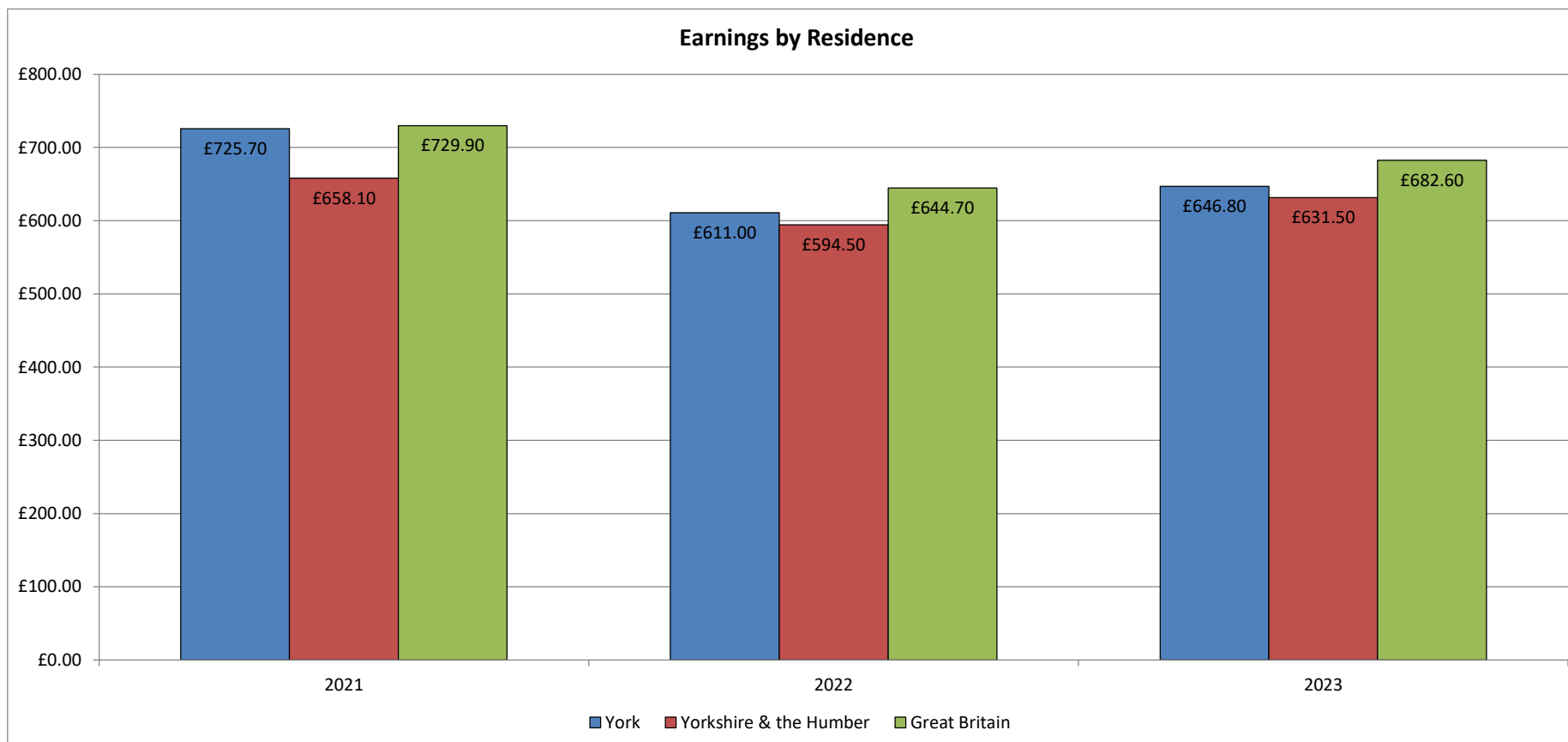
Source: ONS - Annual Survey of Hours and Earnings

Earnings by Residence

The median gross weekly pay for 2023 is £646.80. This is an increase of 5.86% since the previous year (2022) when the median gross pay was £611.00.

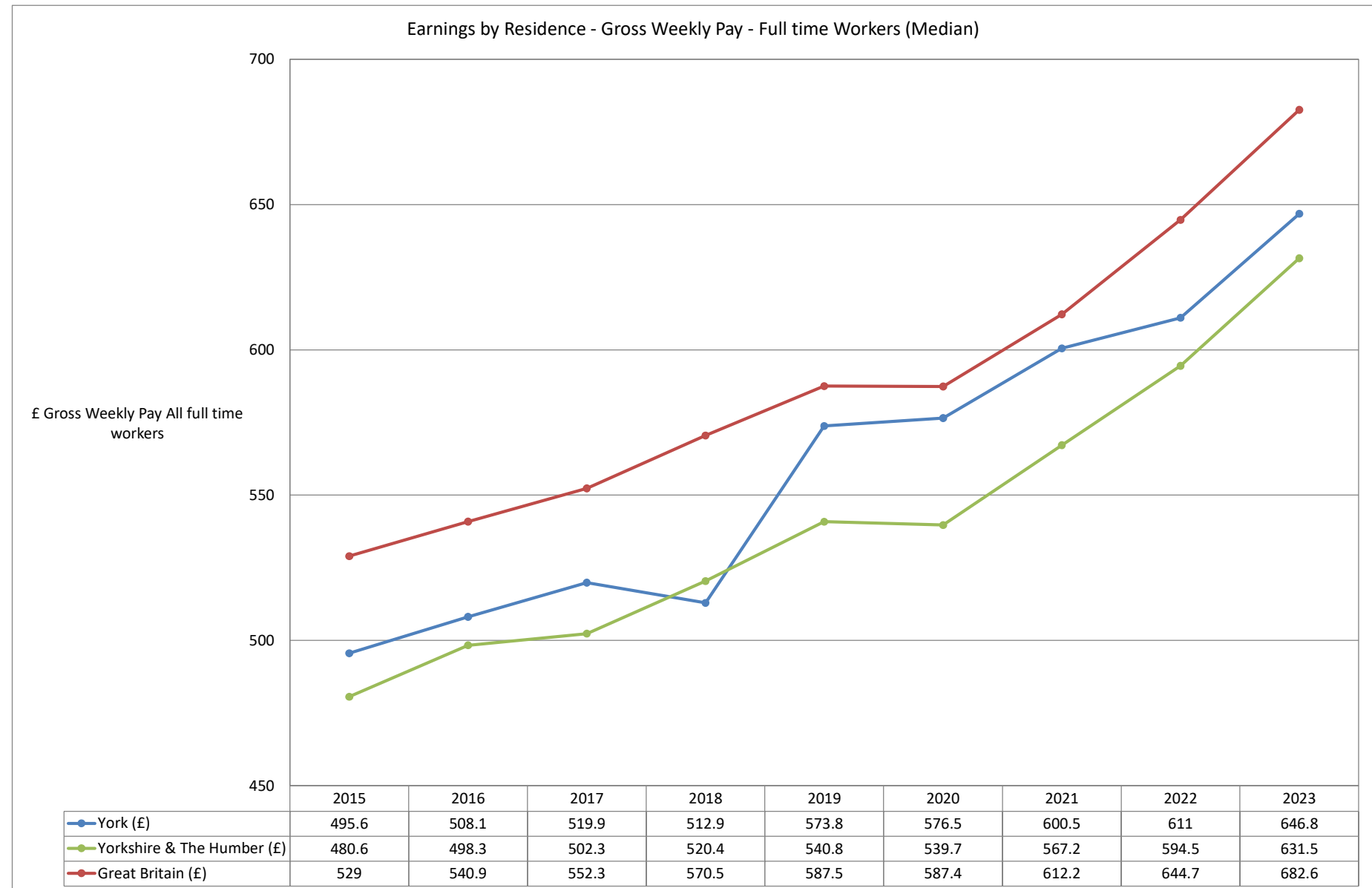
The median gross weekly pay for Yorkshire & the Humber in the same period has increased by 6.22% from £594.50 to £631.50. There has been a reduction in the difference between York and Yorkshire and the Humber of -0.3%.

In the same period the median gross weekly pay for Great Britain has increased by 5.88% from £644.70 to £682.60. There has been an increase in the difference between York and Great Britain of 0.0 %.



Source: ONS - Annual Survey of Hours and Earnings

York is ranked 5/15 in the region (down from 4/15 in 2022) with North East Lincolnshire ranked the highest with the median gross weekly pay of £663.40 and Kingston upon Hull ranked the lowest with a gross weekly pay of £574.70.

Full Time Workers Gross Weekly Pay showing historic data from 2015 to 2023

Source: ONS - Annual Survey of Hours and Earnings

Full Time Pay for Males (Workplace)

The median gross weekly pay for 2023 is £772.50. This is an increase of 8.96% since the previous year (2022) when the median gross pay was £709.00.

The median gross weekly pay for Yorkshire & the Humber in the same period has increased by 6.61% from £633.60 to £675.50. There has been a reduction in the difference between York and Yorkshire and the Humber of 1.9%.

In the same period the median gross weekly pay for Great Britain has increased by 6.00% from £687.10 to £728.30. There has been a reduction in the difference between York and Great Britain of 2.6%.



Source: ONS - Annual Survey of Hours and Earnings

York is ranked highest in the region with an median gross weekly pay of £772.50 and Kirklees is ranked the lowest with the median gross weekly pay of £618.70.

Full Time Pay for Females (Workplace)

The median gross weekly pay for 2023 is £581.80. This is an increase of 6.17% since the previous year (2022) when the median gross pay was £548.00.

The median gross weekly pay for Yorkshire & the Humber in the same period has increased by 7.34% from £528.30 to £567.10. There has been an increase in the difference between York and Yorkshire and the Humber of 1.1 %.

In the same period the median gross weekly pay for Great Britain has increased by 7.04% from £587.70 to £629.10. There has been an increase in the difference between York and Great Britain of 0.9% .



Source: ONS - Annual Survey of Hours and Earnings

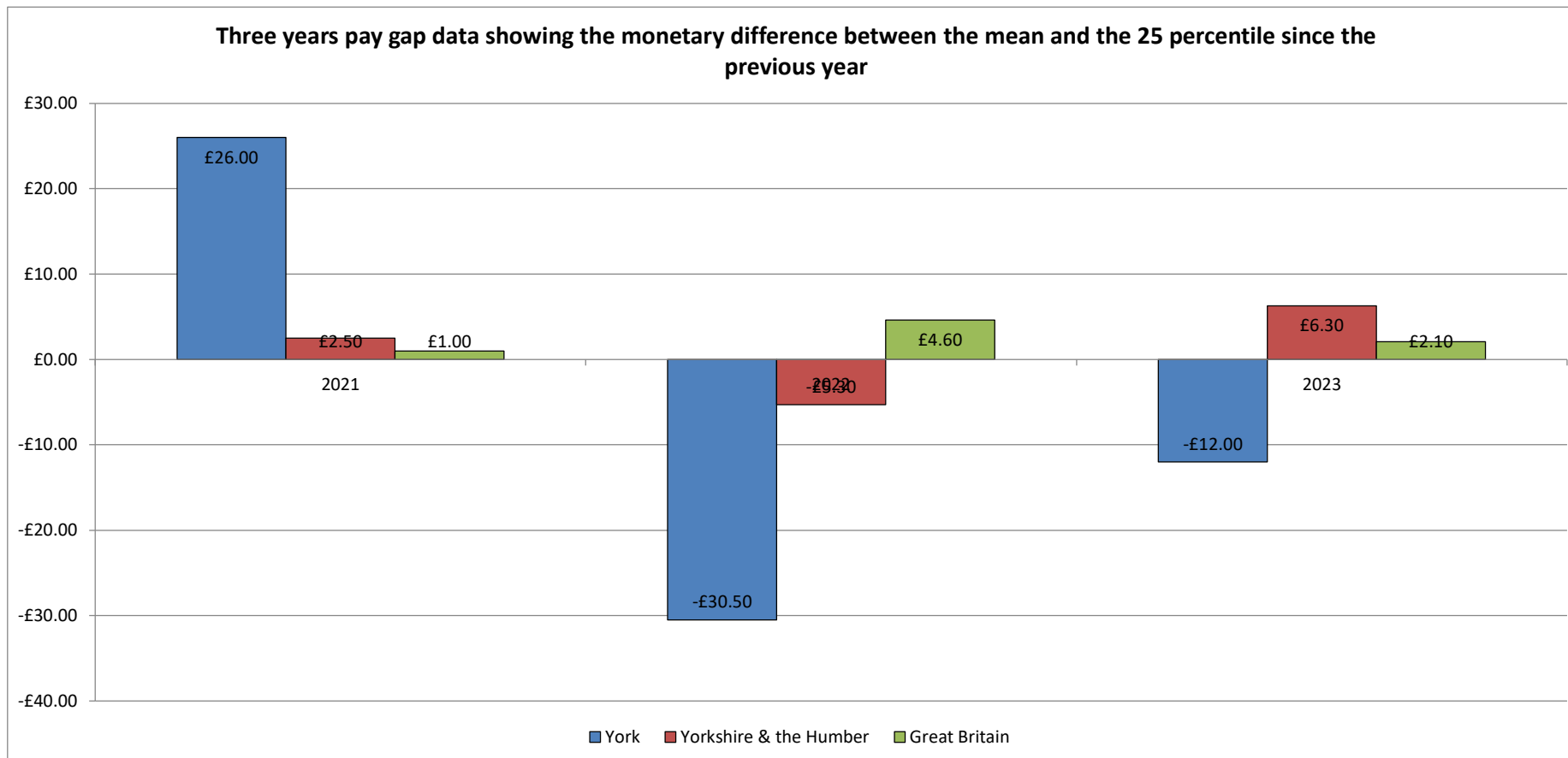
York is ranked 4/15 in the region (Down from 3/15 in 2022) with Leeds ranked the highest with the median gross weekly pay of £627.20 and North East Lincolnshire ranked the lowest with a gross weekly pay of £494.30.

Pay Gap Data (Workplace)

The difference between the median gross weekly pay and 25 percentile for 2023 is £152.20. This is a decrease of 7.31% since the previous year (2022) when the difference in gross pay was £164.20.

The difference in median gross weekly pay for Yorkshire & the Humber in the same period has increased by 4.73% from £133.20 to £139.50. There has been an increase in the difference between York and Yorkshire and the Humber of 10.5 %.

In the same period the median gross weekly pay for Great Britain has increased by 1.30% from £161.30 to £163.40. There has been an increase in the difference between York and Yorkshire and the Humber of 9.1 %.



Source: ONS - Annual Survey of Hours and Earnings

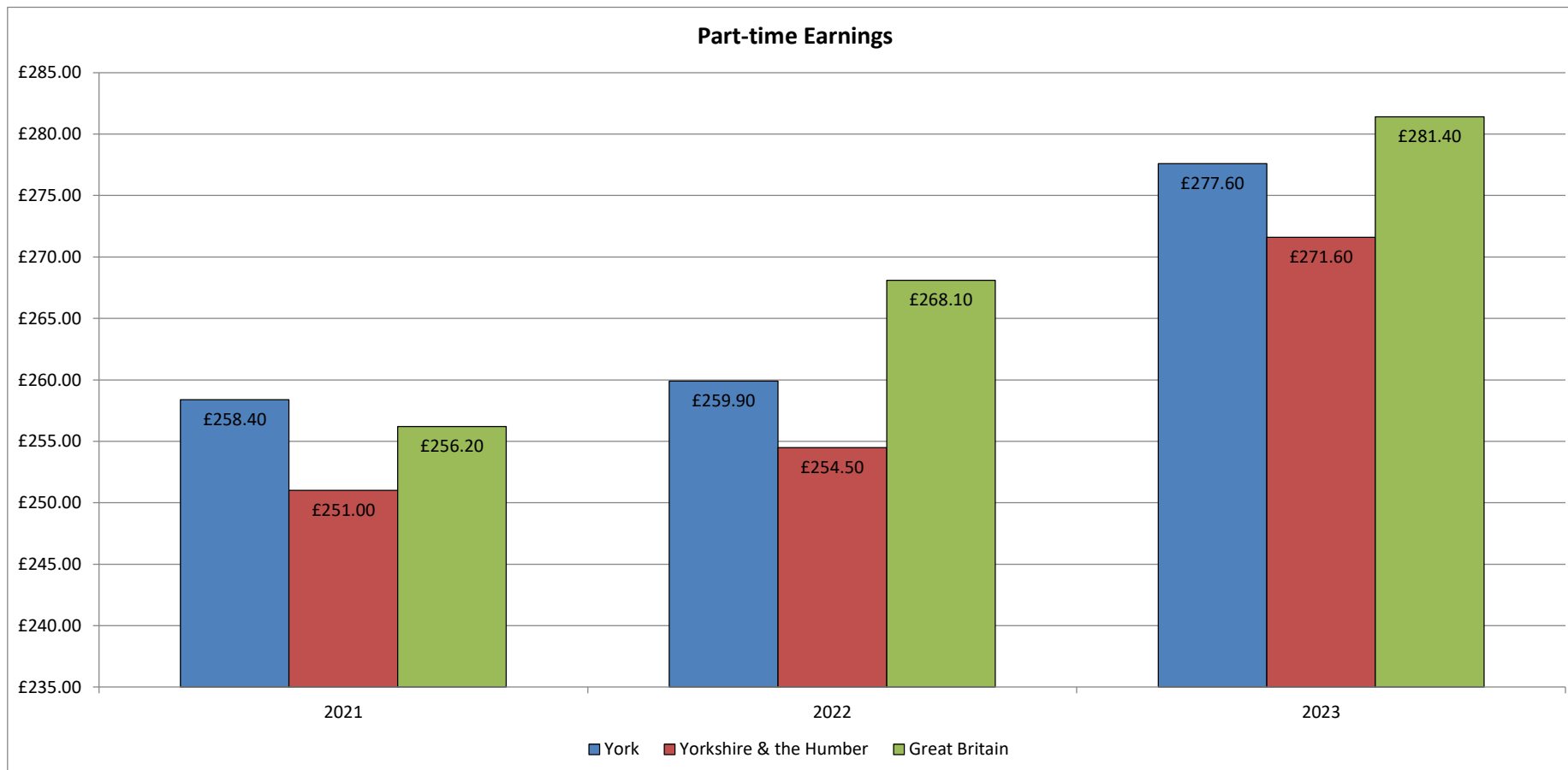
York is ranked 6/15 in the region (Down from 1/15 in 2022) with North East Lincolnshire ranked the highest with a difference in the median gross weekly pay of £169.50 and Kirklees ranked the lowest with a difference in the median gross weekly pay of £114.60. (1 is good, 22 is bad)

Part-Time Pay (Workplace)

The median gross weekly pay for 2023 is £245.00. This is an increase of 15.95% since the previous year (2022) when the median gross pay was £211.30.

The median gross weekly pay for Yorkshire & the Humber in the same period has increased by 6.53% from £225.00 to £239.70. There has been a reduction in the difference between York and Yorkshire and the Humber of 8.6% .

In the same period the median gross weekly pay for Great Britain has increased by 5.33% from £228.70 to £240.90. There has been a reduction in the difference between York and Great Britain of 9.9%.



Source: ONS - Annual Survey of Hours and Earnings

York is ranked 4/15 in the region (Up from 12/14 in 2022) with Calderdale ranked the highest with an median gross weekly pay of £259.50 and Kirklees ranked the lowest with an median gross weekly pay of £213.60.

Annual Pay (Workplace)

The median gross annual pay for 2023 is £34,109.00. This is an increase of 3.12% since the previous year (2022) when the median gross pay was £33,077.00.

The median gross annual pay for Yorkshire & the Humber in the same period has increased by 5.16% from £30,354.00 to £31,920.00. There has been a reduction in the difference between York and Yorkshire and the Humber of -1.81%.

In the same period median gross annual pay for Great Britain has increased by 5.60% from £33,145.00 to £35,001.00. There has been an increase in the difference between York and Great Britain of 2.4%.



Source: ONS - Annual Survey of Hours and Earnings

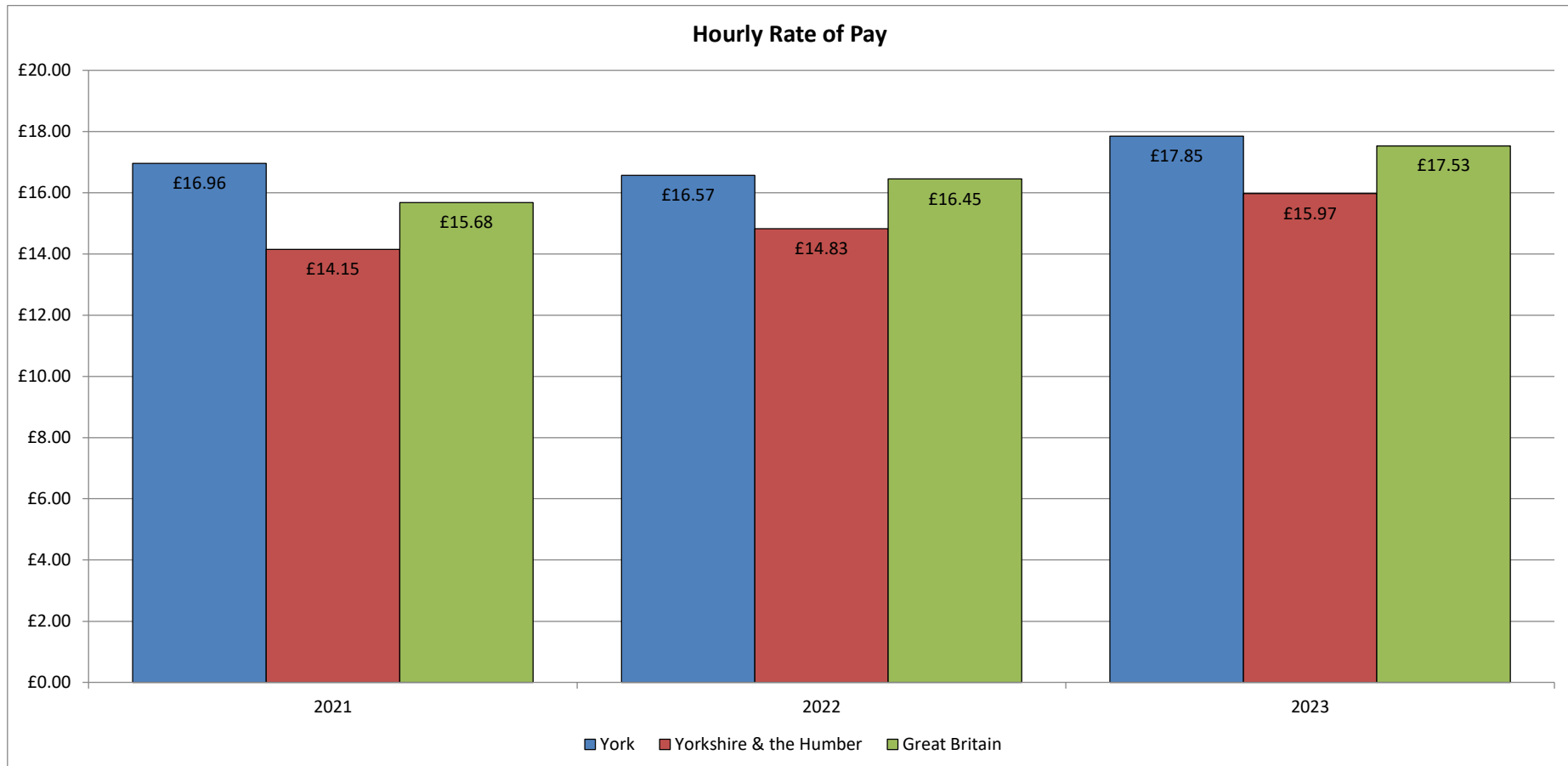
York is ranked 2/13 in the region (Down from 1/14 in 2022) with Leeds ranked the highest with an median gross weekly pay of £34,354.00 and Kirklees ranked the lowest with a difference in the median gross weekly pay of £30,112.00.

Hourly Rate of Pay (Workplace)

The median gross hourly rate of pay for 2023 is £17.85. This is an increase of 7.72% since the previous year (Previous) when the median gross pay was £16.57.

The median gross hourly pay for Yorkshire & the Humber in the same period has increased by 7.69% from £14.83 to £15.97. There has been a reduction in the difference between York and Yorkshire and the Humber of 0.0% .

In the same period the median gross hourly pay for Great Britain has increased by 6.57% from £16.45 to £17.53. There has been a reduction in the difference between York and Great Britain of 1.1% from 0.7% to 1.8%.



Source: ONS - Annual Survey of Hours and Earnings

York is ranked highest in the region with median gross weekly pay of £17.85 and Rotherham is ranked the lowest with the median gross weekly pay of £14.87.