



City of York Council

Job Seekers Allowance

October 2019

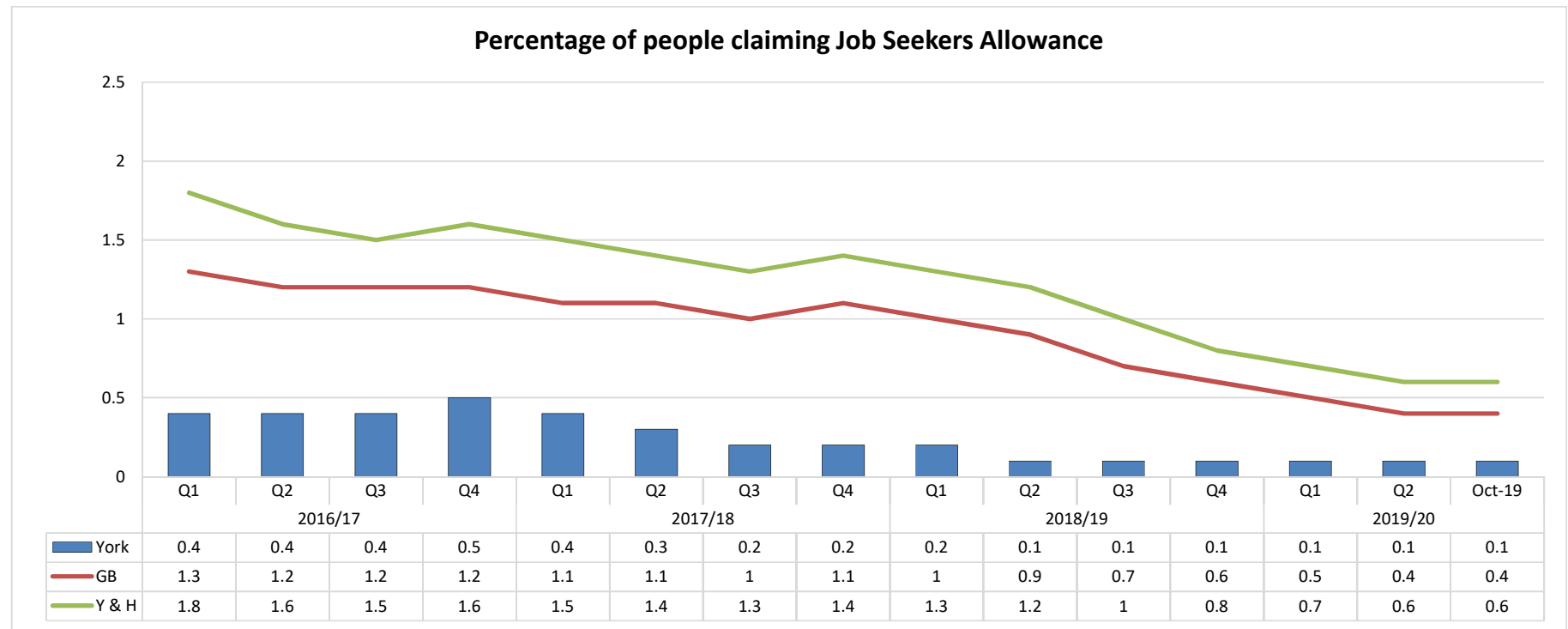


Job Seekers Allowance

October 2019

York overall picture:

- The JSA claimant count for York in October 2019 is 190.
- In October 2018 the figure was 180, which is an increase of 5.6% . .
- This represents 0.1% of the working age population.
- The region stands at 0.6% and GB at 0.4%.
- The highest JSA claimant count in York in the past 10 years (from October 2009) is from February 2010 with a figure of 4,110 or 3.1% of the working age population.

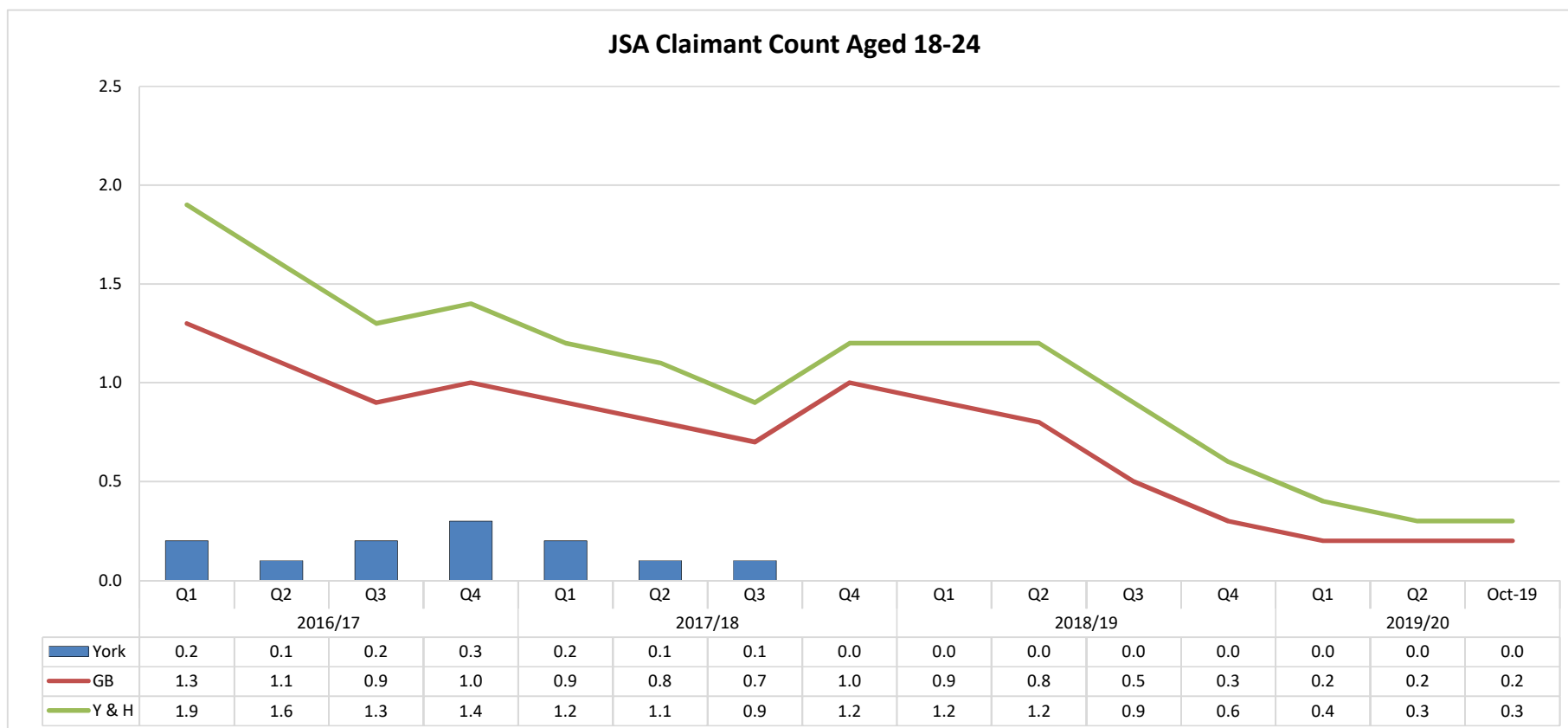


Source: [nomis - official labour market statistics \(ONS\)](#)

Job Seekers Allowance

JSA Claimants 18 - 24 years old

- York has seen an increase in its Youth Unemployment count, up by 5 from last month.
- In October 2019 the total number of claimants (18-24) stood at 10, an increase of 5 (a 100.0% increase) from October 2018.
- This represents 0.0 %of the working age population who were out of work for over 1 year.
- The region stands at 0.3%and GB at 0.2%.

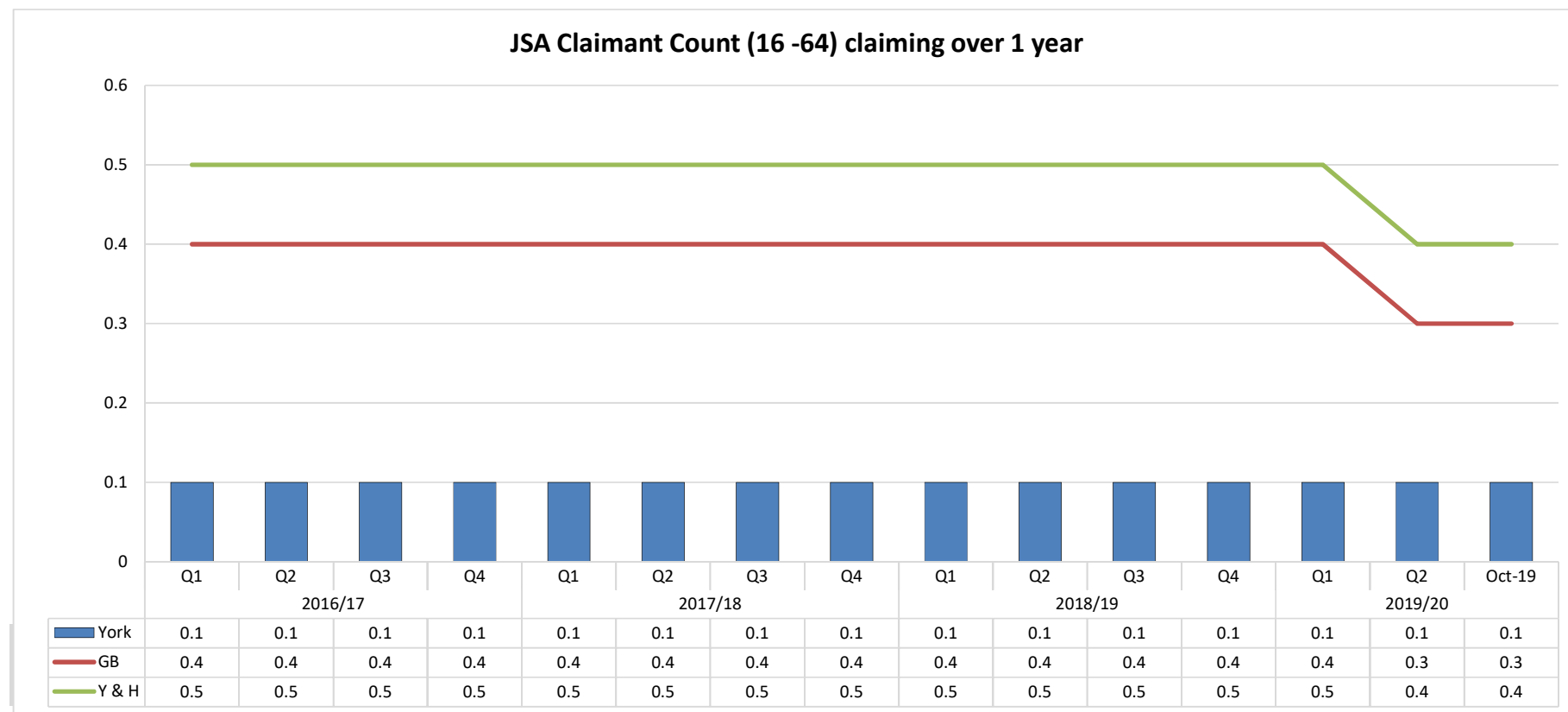


Source: [nomis - official labour market statistics \(ONS\)](#)

Job Seekers Allowance

JSA Claimants out of work for over one year

- Claimants out of work for over one year, decreased by 5 from last month, totalling 85, 30 less than one year ago - a 26.1% decrease.
- This represents 0.1 % of the working age population who were out of work for over 1 year.
- The region stands at 0.4% and GB at 0.3%.

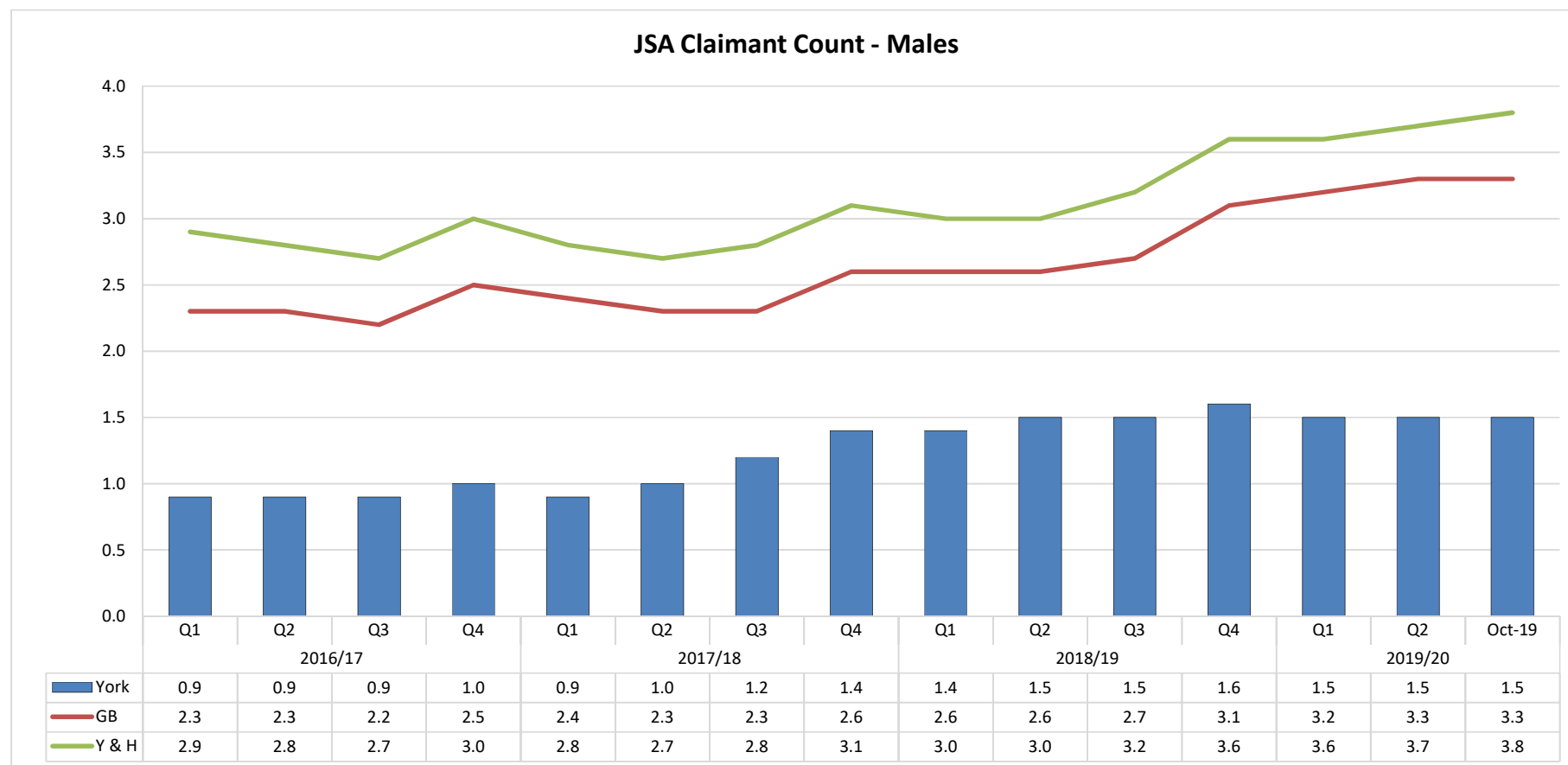


Source: [nomis - official labour market statistics \(ONS\)](#)

Job Seekers Allowance

JSA Male Claimant Count

- Male Claimants have decreased by 5 from last month, totalling 100, 5 less than one year ago - a 4.8% decrease.
- This represents 1.5 % of the male working age population.
- The region stands at 3.8% and GB at 3.3%.

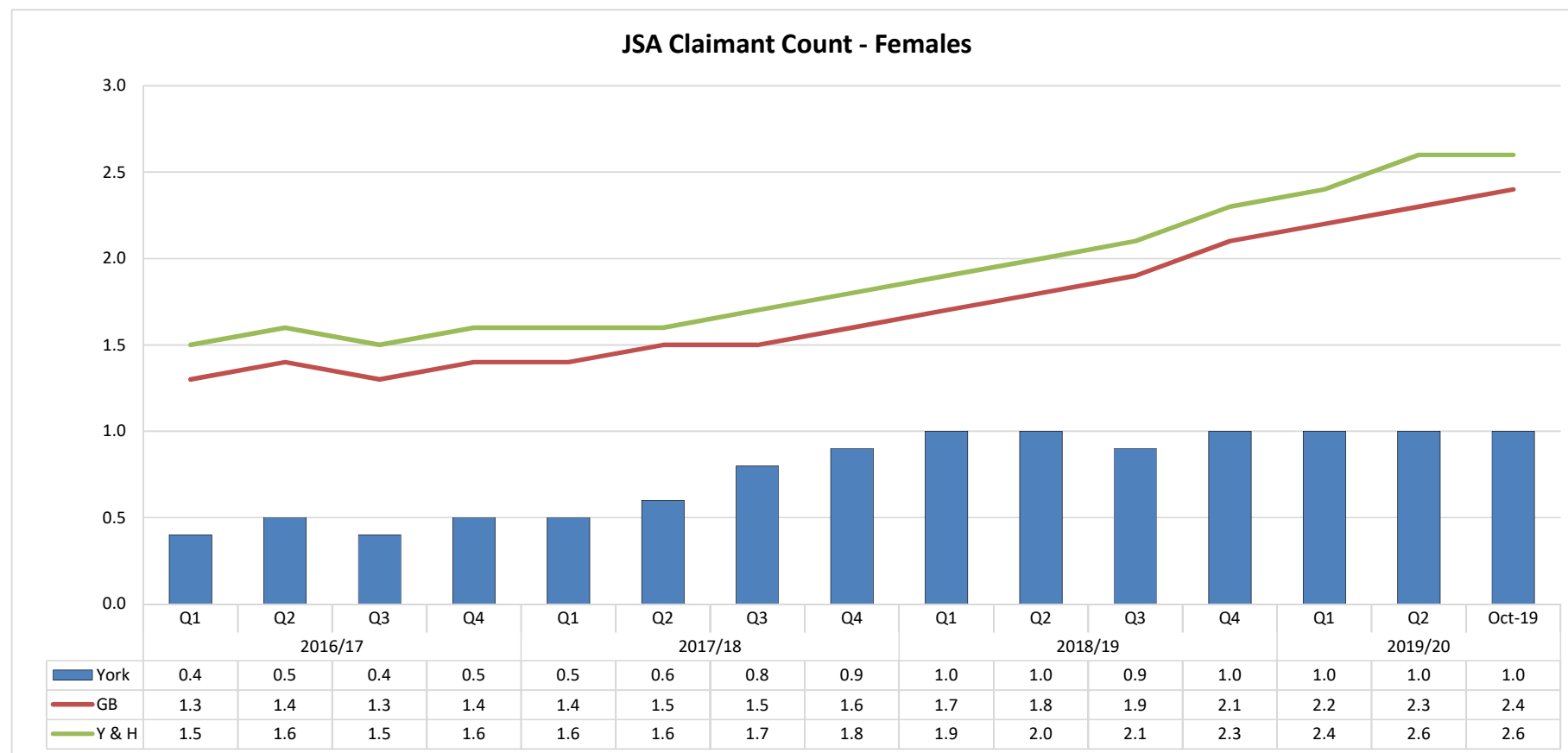


Source: [nomis - official labour market statistics \(ONS\)](#)

Job Seekers Allowance

JSA Female Claimants

- Female Claimants have increased by 10 from last month, totalling 90, 15 more than one year ago - a 20.0% increase.
- This represents 1.0 % of the female working age population.
- The region stands at 2.6% and GB at 2.4%.



Source: [nomis - official labour market statistics \(ONS\)](https://nomis.statistics.gov.uk/labour_market_statistics/)

Job Seekers Allowance

York Wards

Below are the claimant count for Wards comparing the latest available data with the previous month and the previous year.

Job Seekers Allowance Claimants - Ward Analysis (Oct 2019)

Total JSA Claimants

Ward	October 2019		September 2019		October 2018	
Westfield	2.8	255	2.6	230	2.7	240
Holgate	1.9	180	1.7	170	1.9	170
Clifton	1.9	180	2.1	185	2.0	205
Heworth	1.8	165	1.7	150	1.7	160
Micklegate	1.3	130	1.3	140	1.6	135
Huntington & New Earswick	1.3	125	1.2	120	1.2	145
Guildhall	1.3	100	1.3	95	1.5	90
Acomb	1.3	100	1.3	95	1.0	85
Dringhouses & Woodthorpe	1.2	85	1.2	70	1.4	65
Rawcliffe & Clifton Without	1.1	85	0.9	80	0.9	95
Osbalwick & Derwent	1.1	75	1.0	80	0.8	80
Fishergate	1.0	75	1.0	75	1.0	55
Hull Road	0.8	50	0.8	45	0.7	35
Heworth Without	0.8	45	0.8	35	0.6	30
Rural West York	0.7	35	0.6	30	0.6	25
Haxby & Wigginton	0.7	25	0.5	25	0.4	40
Fulford & Heslington	0.7	15	0.9	15	0.8	15
Bishopthorpe	0.7	15	0.8	20	0.4	15
Copmanthorpe	0.6	15	0.5	10	0.4	10
Strensall	0.5	15	0.5	15	0.8	10
Wheldrake	0.4	10	0.4	10	0.5	10

[Source: nomis - official labour market statistics \(ONS\)](#)

Under Universal Credit a broader span of claimants are required to look for work than under Jobseeker's Allowance. As Universal Credit Full Service is rolled out in particular areas, the number of people recorded as being on the Claimant Count is therefore likely to rise.

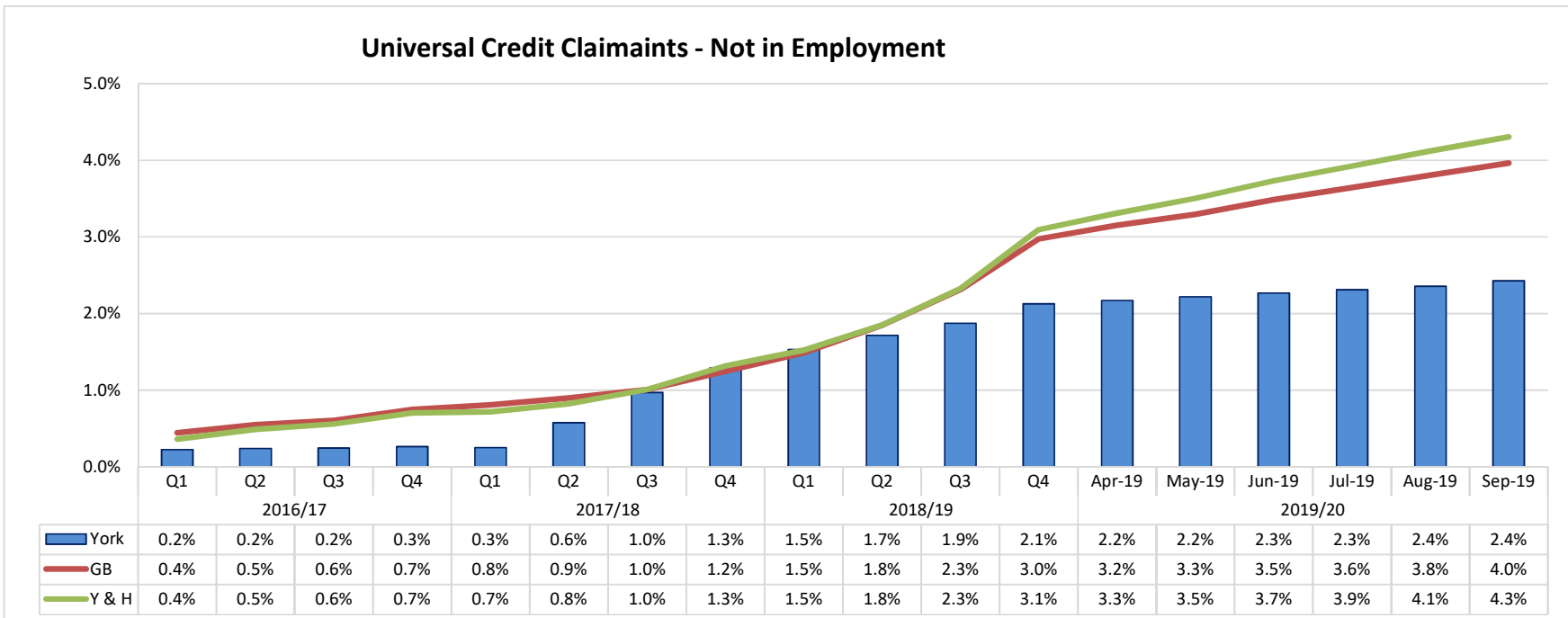
Job Seekers Allowance

Universal Credit Claimants

The JSA figures should be viewed in the context of the number of people receiving Universal Credit in York increasing from 5,743 in September to 5,988 in October.

Of which, in September, 3,339 were not in employment. The October figure will not be released until next month.

On 12 July 2017 Universal Credit became available to parents and couples in the York area, until this date Universal Credit was only available to single job seekers in the area. From November 2019 the provisional figures will show the total of those claiming Universal Credit. A breakdown will only be shown when the figures are revised.



Source: [nomis - official labour market statistics \(ONS\)](#)

Following the introduction of Universal Credit, the claimant count takes into account:

- people claiming contribution JSA (this is not affected by the introduction of Universal Credit)
- the figures for Universal Credit are provisional for the current month and may be revised in the next update.