



City of York Council

Job Seekers Allowance

December 2019

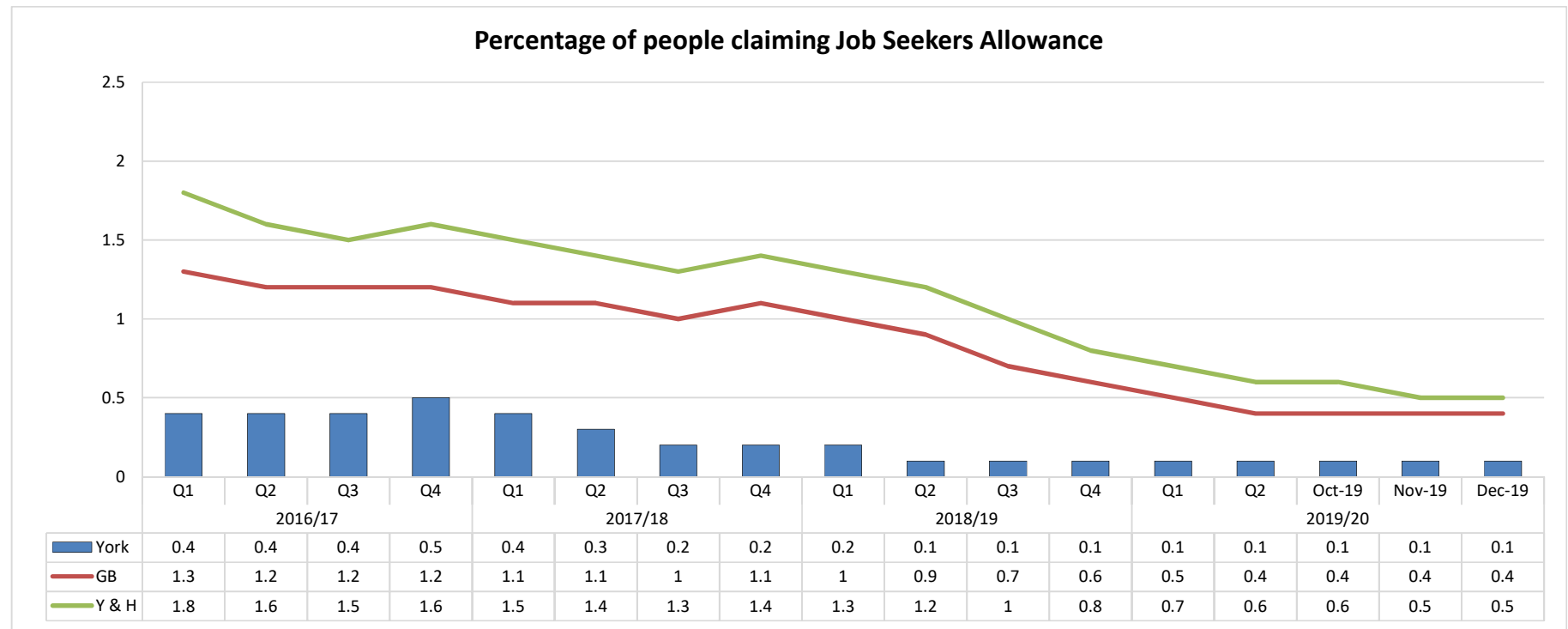


Job Seekers Allowance

December 2019

York overall picture:

- The JSA claimant count for York in December 2019 is 165.
- In December 2018 the figure was 180, which is a decrease of 8.3%.
- This represents 0.1% of the working age population.
- The region stands at 0.5% and GB at 0.4%.
- The highest JSA claimant count in York in the past 10 years (from December 2009) is from February 2010 with a figure of 4,110 or 3.1% of the working age population.

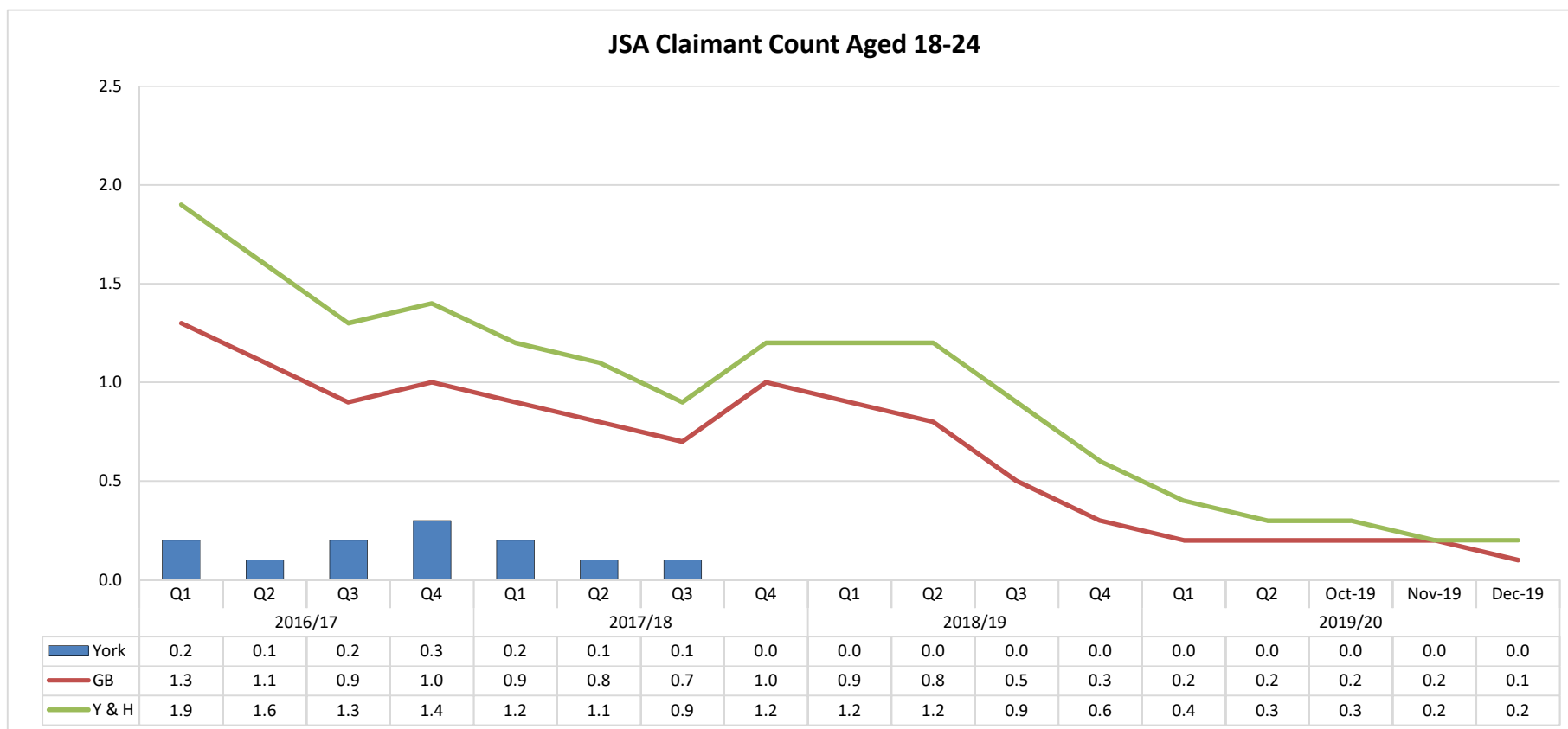


Source: [nomis - official labour market statistics \(ONS\)](#)

Job Seekers Allowance

JSA Claimants 18 - 24 years old

- York has seen no change in its Youth Unemployment count.
- In December 2019 the total number of claimants (18-24) stood at 10, an increase of 5 (a 100.0% increase) from December 2018.
- This represents 0.0 %of the working age population.
- The region stands at 0.2%and GB at 0.1%.

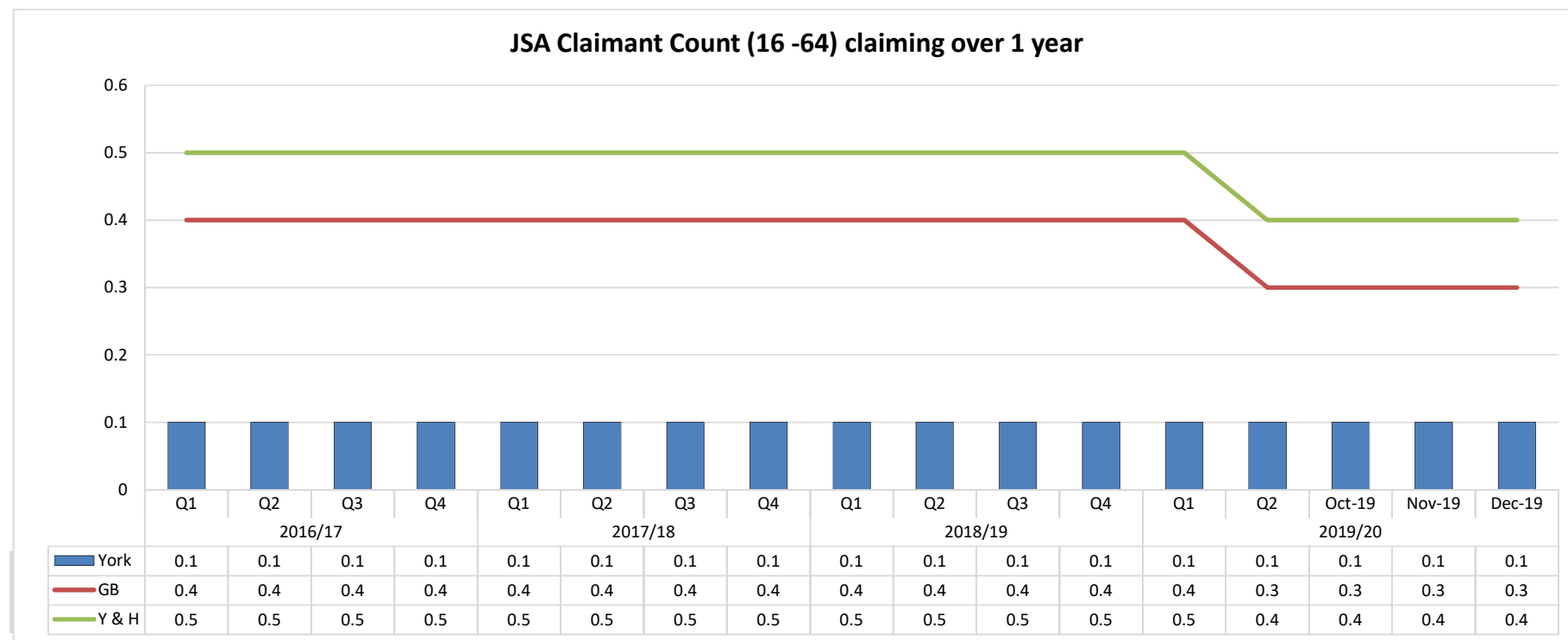


Source: [nomis - official labour market statistics \(ONS\)](#)

Job Seekers Allowance

JSA Claimants out of work for over one year

- Claimants out of work for over one year, showed no change from last month, 25 less than one year ago - a 23.8% decrease.
- This represents 0.1 % of the working age population who were out of work for over 1 year.
- The region stands at 0.4% and GB at 0.3%.

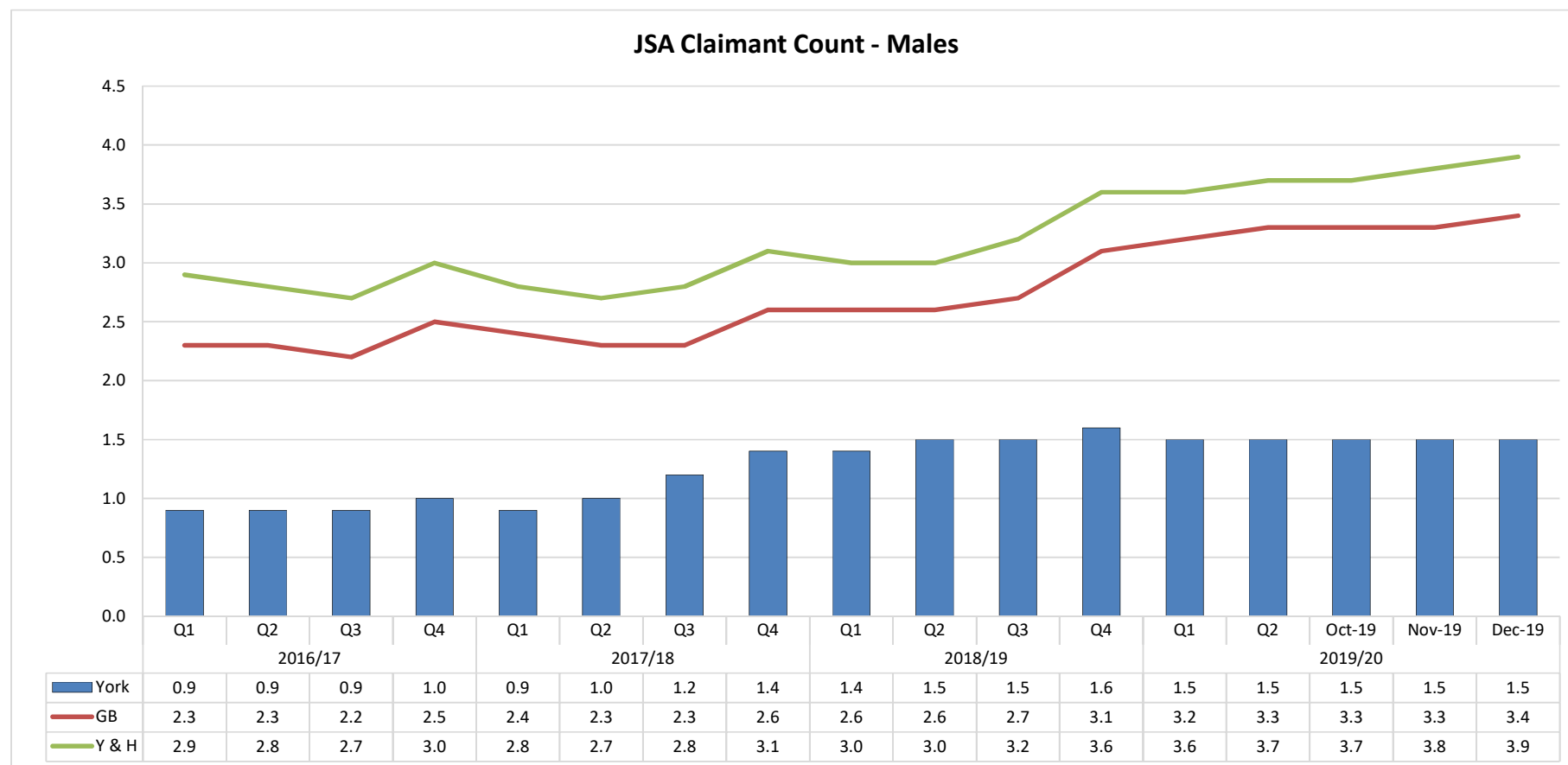


Source: [nomis](https://nomis.statistics.gov.uk/) - official labour market statistics (ONS)

Job Seekers Allowance

JSA Male Claimant Count

- Male Claimants showed no change, 15 less than one year ago - a 13.0% decrease.
- This represents 1.5 % of the male working age population.
- The region stands at 3.9% and GB at 3.4%.

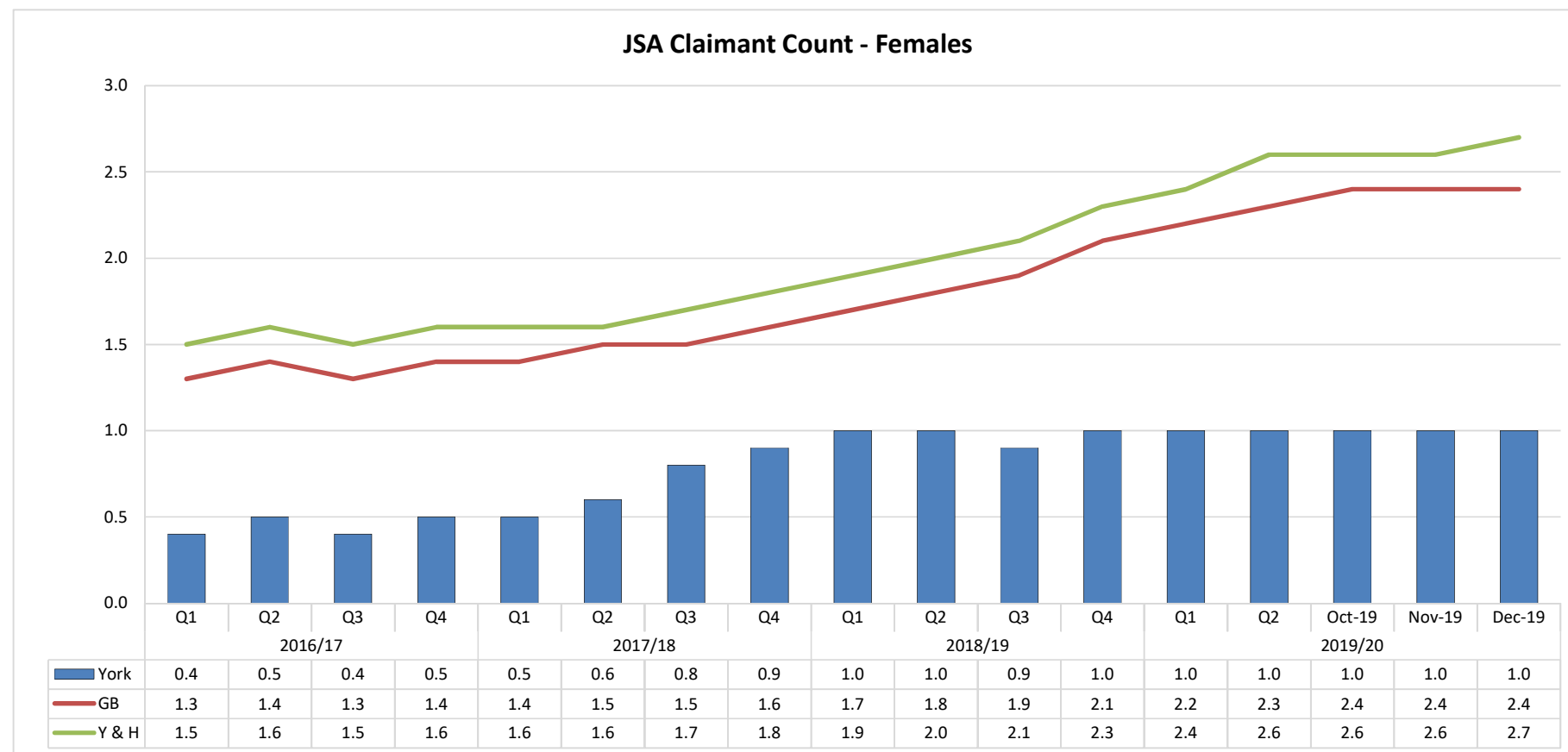


Source: [nomis - official labour market statistics \(ONS\)](#)

Job Seekers Allowance

JSA Female Claimants

- Female Claimants have decreased by 5 from last month, totalling 65, no change from one year ago.
- This represents 1.0 % of the female working age population.
- The region stands at 2.7% and GB at 2.4%.



Source: [nomis - official labour market statistics \(ONS\)](#)

Job Seekers Allowance

York Wards

Below are the claimant count for Wards comparing the latest available data with the previous month and the previous year.

Job Seekers Allowance Claimants - Ward Analysis (Dec 2019)

Total JSA Claimants

Ward	December 2019		November 2019		December 2018	
Westfield	2.9	255	2.7	235	2.5	220
Holgate	1.9	195	1.9	170	1.8	225
Heworth	1.8	180	1.8	185	1.7	170
Clifton	1.8	160	1.8	165	2.0	155
Micklegate	1.4	130	1.3	125	1.4	130
Guildhall	1.4	125	1.2	125	1.6	140
Acomb	1.4	100	1.3	100	1.0	80
Huntington & New Earswick	1.3	95	1.4	100	1.1	80
Rawcliffe & Clifton Without	1.1	85	1.0	80	0.8	65
Dringhouses & Woodthorpe	1.0	75	1.1	70	1.2	55
Fishergate	0.9	70	0.8	65	0.9	70
Osbalwick & Derwent	0.8	70	1.1	75	0.8	85
Hull Road	0.8	40	0.8	50	0.6	35
Heworth Without	0.8	40	0.9	35	0.6	35
Bishopthorpe	0.7	30	0.7	30	0.6	35
Strensall	0.6	30	0.6	30	0.7	30
Rural West York	0.6	20	0.7	20	0.7	10
Haxby & Wigginton	0.6	15	0.6	15	0.6	15
Fulford & Heslington	0.6	15	0.7	15	0.6	15
Copmanthorpe	0.6	15	0.7	15	0.6	15
Wheldrake	0.5	10	0.3	10	0.7	15

[Source: nomis - official labour market statistics \(ONS\)](#)

Under Universal Credit a broader span of claimants are required to look for work than under Jobseeker's Allowance. As Universal Credit Full Service is rolled out in particular areas, the number of people recorded as being on the Claimant Count is therefore likely to rise.

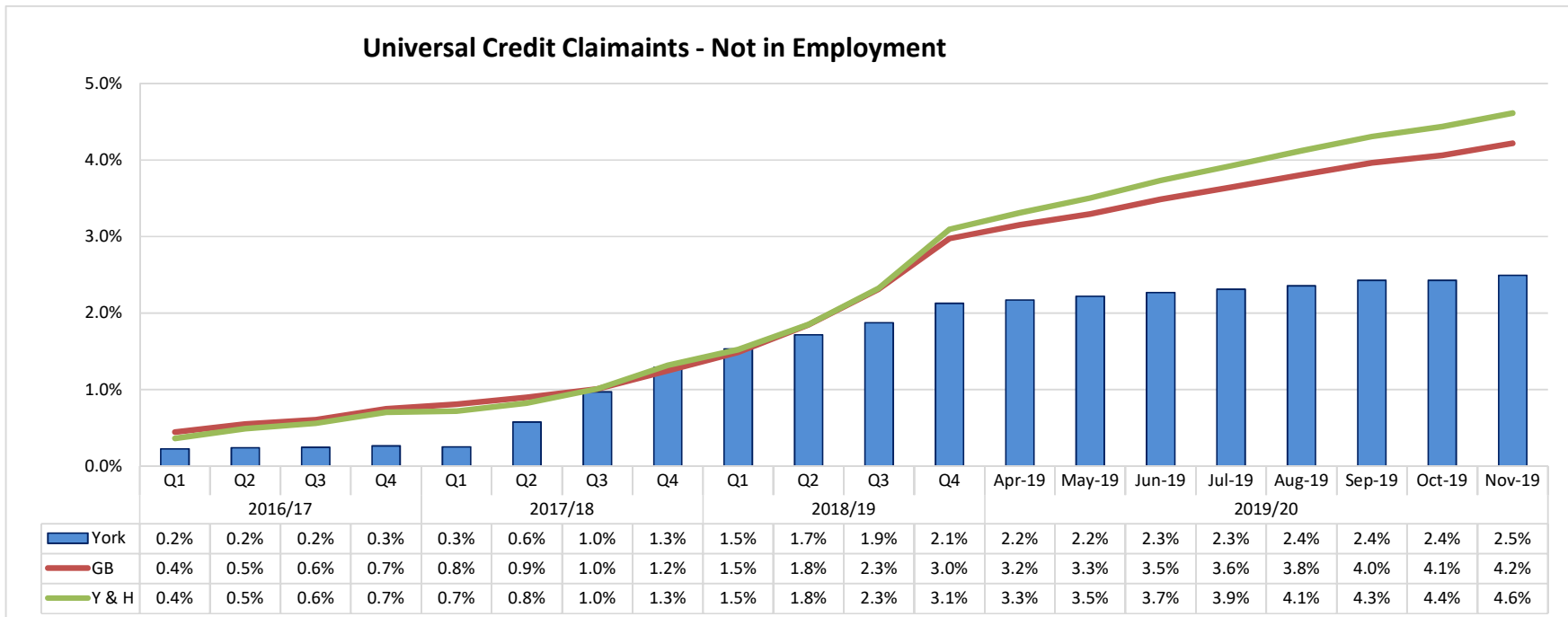
Job Seekers Allowance

Universal Credit Claimants

The JSA figures should be viewed in the context of the number of people receiving Universal Credit in York increasing from 5,976 in November to 6,111 in December.

Of which, in November, 3,340 were not in employment. The December figure will not be released until next month.

On 12 July 2017 Universal Credit became available to parents and couples in the York area, until this date Universal Credit was only available to single job seekers in the area. From November 2019 the provisional figures will show the total of those claiming Universal Credit. A breakdown will only be shown when the figures are revised.



Source: [nomis - official labour market statistics \(ONS\)](#)

Following the introduction of Universal Credit, the claimant count takes into account:

- people claiming contribution JSA (this is not affected by the introduction of Universal Credit)
- the figures for Universal Credit are provisional for the current month and may be revised in the next update.