



# **City of York Council**

## **Job Seekers Allowance**

**June 2019**

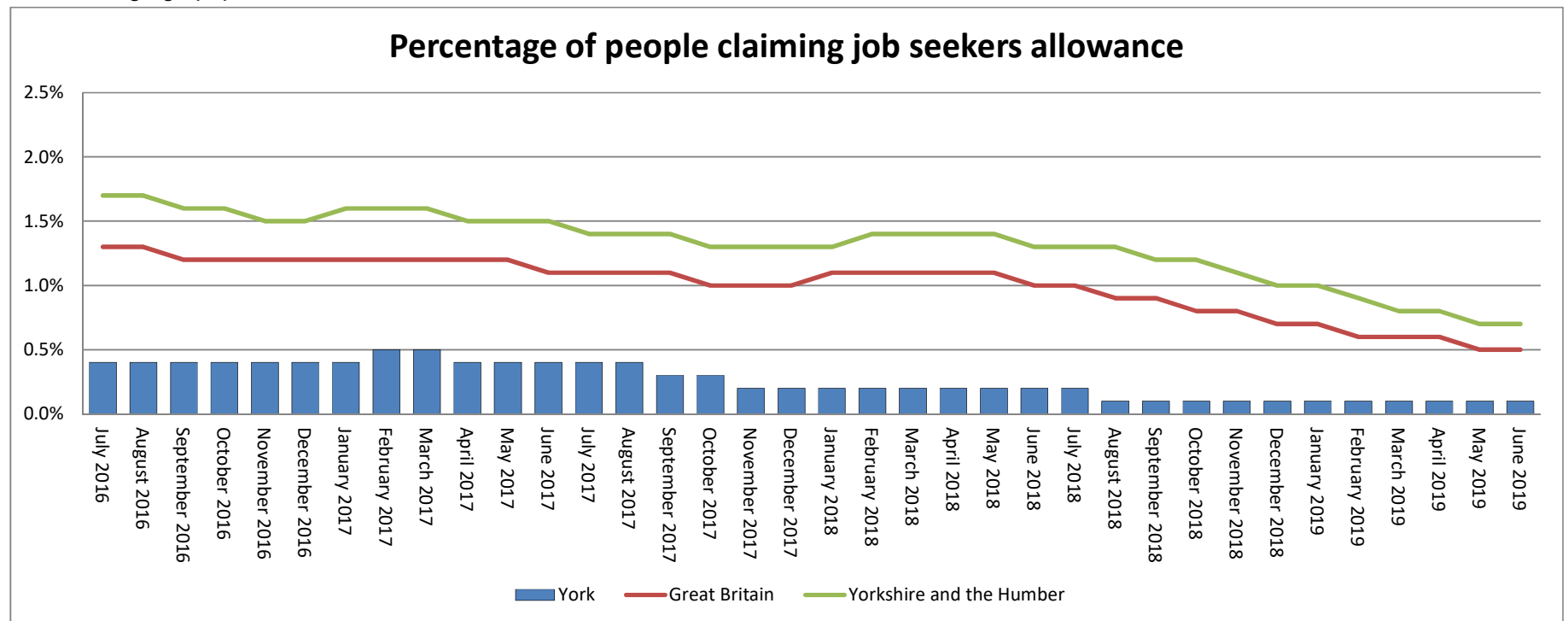


## Job Seekers Allowance

**June 2019**

### York overall picture:

- The JSA claimant count for York in June 2019 is 165.
- In June 2018 the figure was 230, which is a decrease of 28.3%.
- This represents 0.1% of the working age population.
- The region stands at 0.7% and GB at 0.5%.
- The highest JSA claimant count in York in the past 10 years (from June 2009) is from February 2010 with a figure of 4,110 or 3.1% of the working age population.

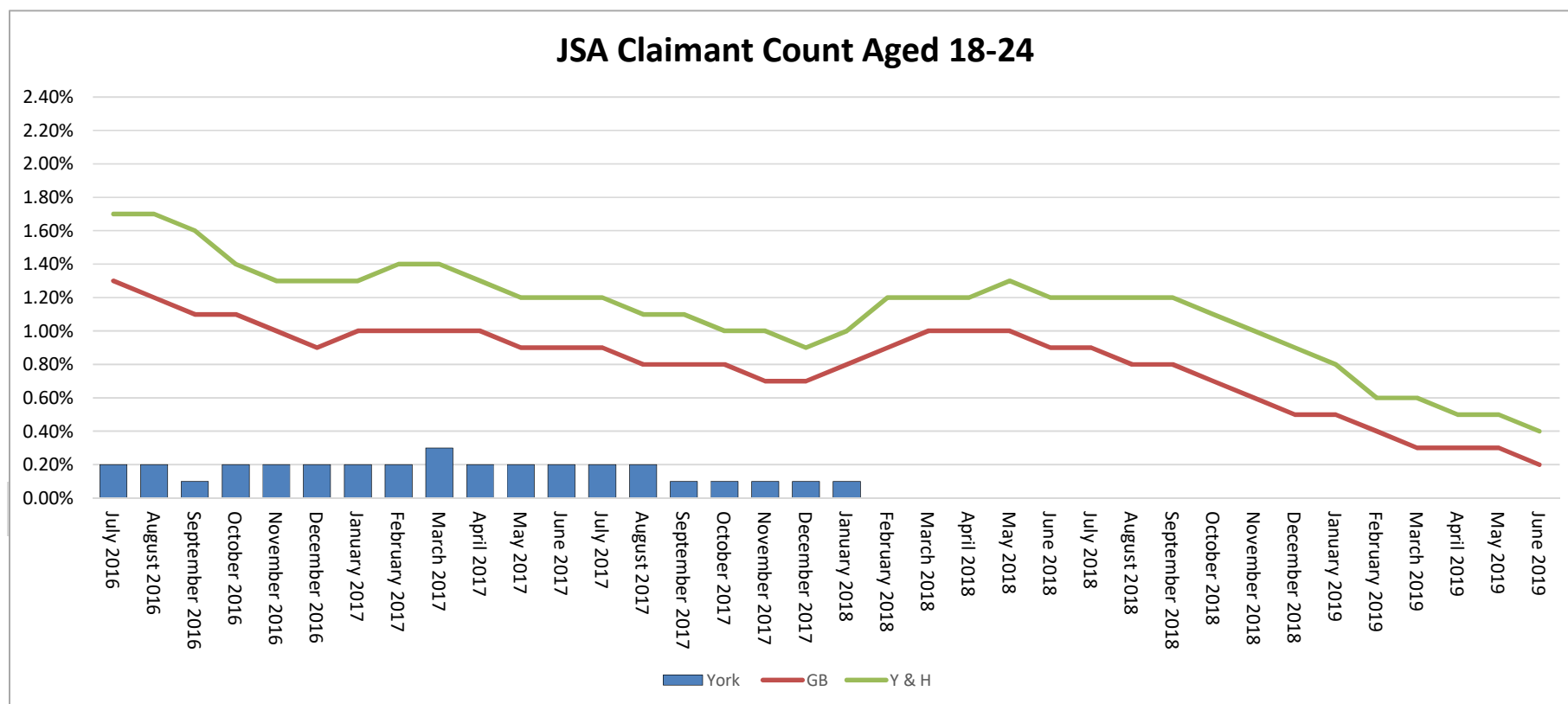


Source: [nomis - official labour market statistics \(ONS\)](https://nomis.statistics.gov.uk/labour_market_statistics/)

## Job Seekers Allowance

### JSA Claimants 18 - 24 years old

- York has seen a decrease in its Youth Unemployment count, down by 5 from last month.
- In June 2019 the total number of claimants (18-24) stood at 0, a reduction of 5 (a 100.0% decrease) from June 2018.
- This represents 0.0 %of the working age population who were out of work for over 1 year.
- The region stands at 0.4%and GB at 0.2%.

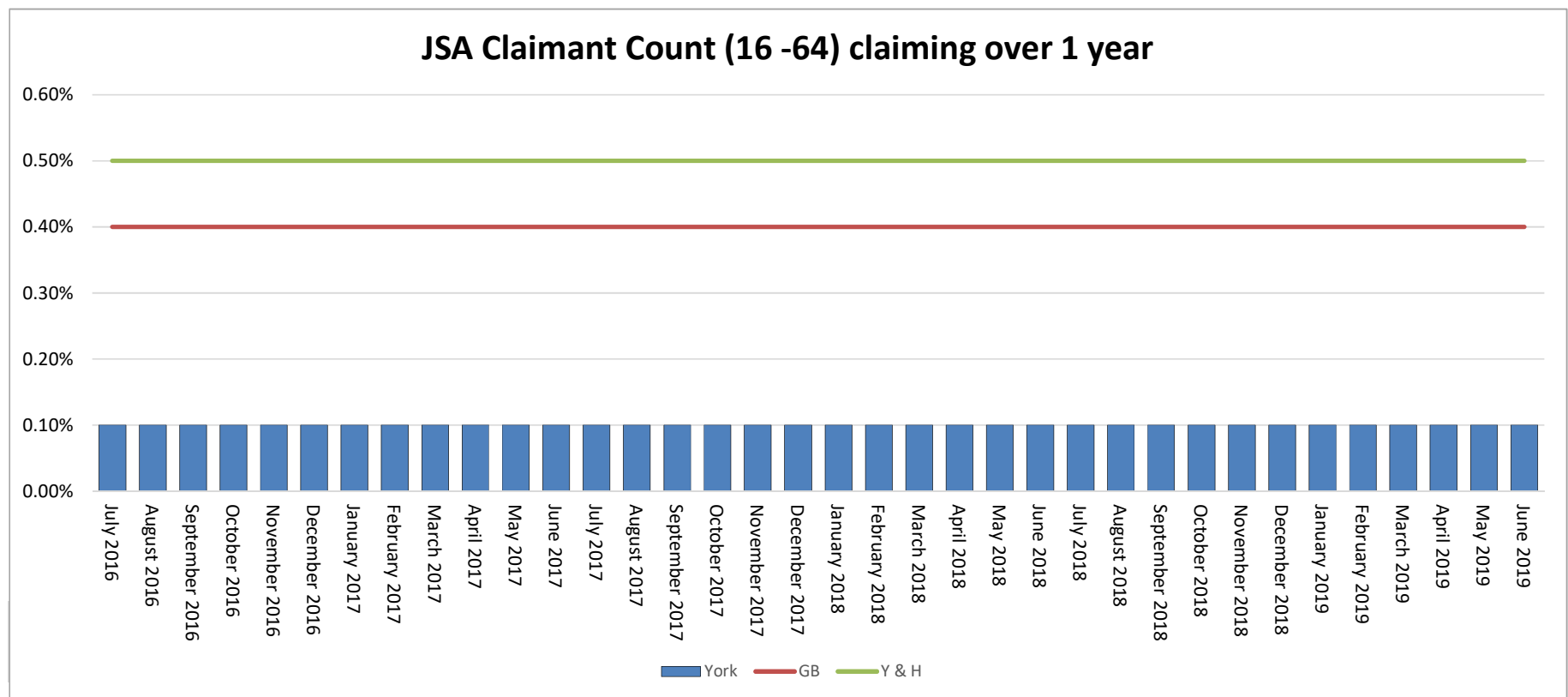


Source: [nomis - official labour market statistics \(ONS\)](https://nomis.statistics.gov.uk/labour_market_statistics/)

## Job Seekers Allowance

### JSA Claimants out of work for over one year

- Claimants out of work for over one year, showed no change from last month, 30 less than one year ago - a 23.1% decrease.
- This represents 0.1 % of the working age population who were out of work for over 1 year.
- The region stands at 0.5% and GB at 0.4%.

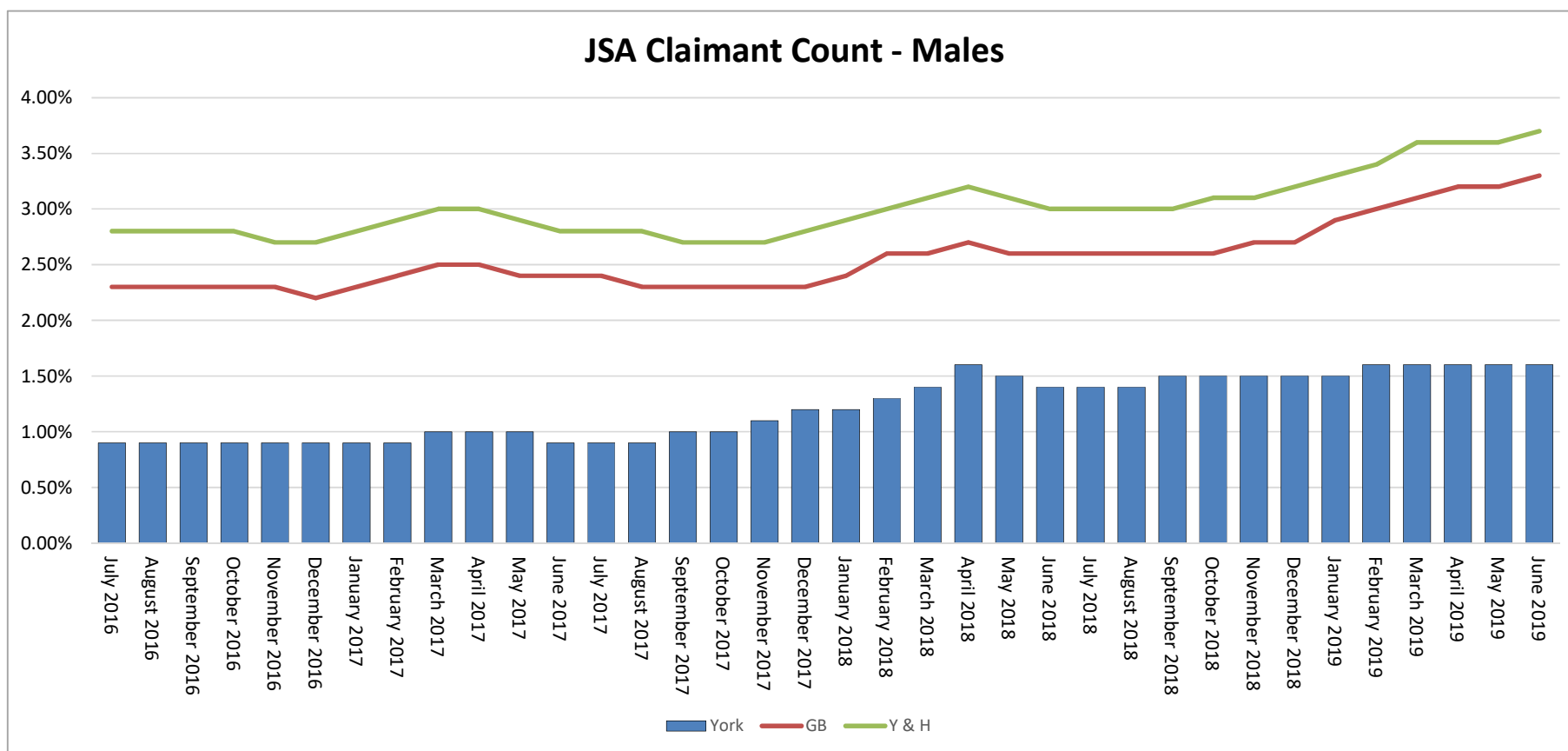


Source: [nomis - official labour market statistics \(ONS\)](#)

## Job Seekers Allowance

### JSA Male Claimant Count

- Male Claimants have decreased by 5 from last month, totalling 100, 45 less than one year ago - a 31.0% decrease.
- This represents 1.6 % of the male working age population.
- The region stands at 3.7% and GB at 3.3%.

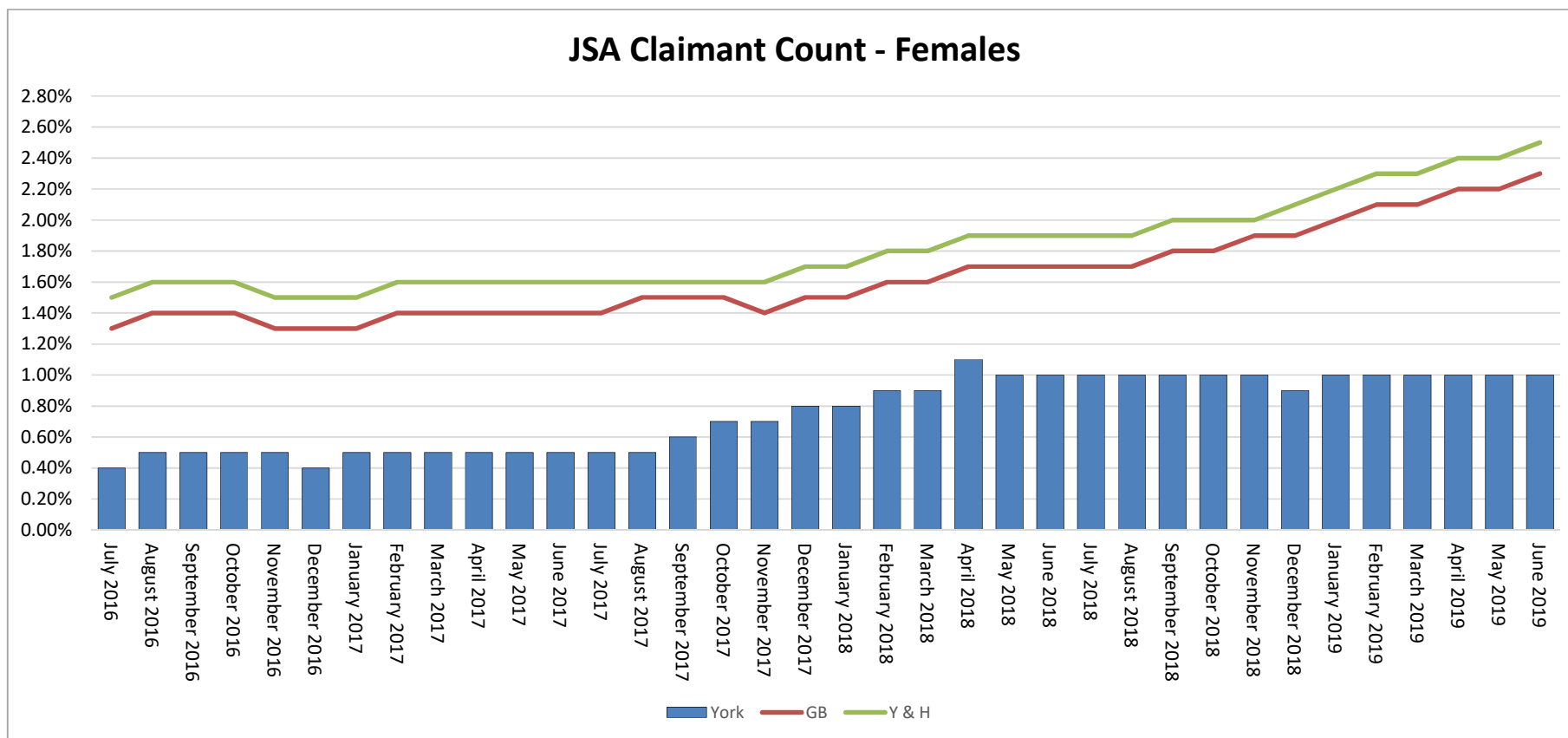


Source: [nomis - official labour market statistics \(ONS\)](#)

## Job Seekers Allowance

### JSA Female Claimants

- Female Claimants showed no change from last month, 25 less than one year ago - a 27.8% decrease.
- This represents 1.0 % of the female working age population.
- The region stands at 2.5% and GB at 2.3%.



Source: [nomis - official labour market statistics \(ONS\)](#)

## Job Seekers Allowance

### York Wards

Below are the claimant count for Wards comparing the latest available data with the previous month and the previous year.

#### Job Seekers Allowance Claimants - Ward Analysis (Jun 2019)

##### Total JSA Claimants

Ward	June 2019		May 2019		June 2018	
Westfield	2.7	240	2.7	245	2.6	230
Clifton	2.2	195	2.1	210	2.1	210
Holgate	1.9	185	2.2	180	1.8	160
Heworth	1.8	165	1.8	190	1.6	160
Huntington & New Earswick	1.5	155	1.3	145	1.0	145
Acomb	1.5	120	1.4	125	0.9	135
Guildhall	1.4	110	1.5	100	1.5	80
Micklegate	1.3	95	1.3	85	1.5	85
Dringhouses & Woodthorpe	1.2	85	1.3	80	1.4	50
Rawcliffe & Clifton Without	0.9	80	0.9	90	0.8	100
Osbalwick & Derwent	0.9	70	0.9	65	0.8	65
Fishergate	0.9	70	0.9	70	1.0	80
Hull Road	0.8	45	0.7	40	0.7	40
Rural West York	0.7	40	0.6	40	0.6	30
Heworth Without	0.7	35	0.5	30	0.4	25
Wheldrake	0.6	25	0.7	30	0.2	30
Haxby & Wigginton	0.6	15	0.6	15	0.5	5
Fulford & Heslington	0.6	15	0.7	10	0.7	10
Strensall	0.5	15	0.6	15	0.6	15
Bishopthorpe	0.4	10	0.6	10	0.7	5
Copmanthorpe	0.3	10	0.4	15	0.3	15

[Source: nomis - official labour market statistics \(ONS\)](#)

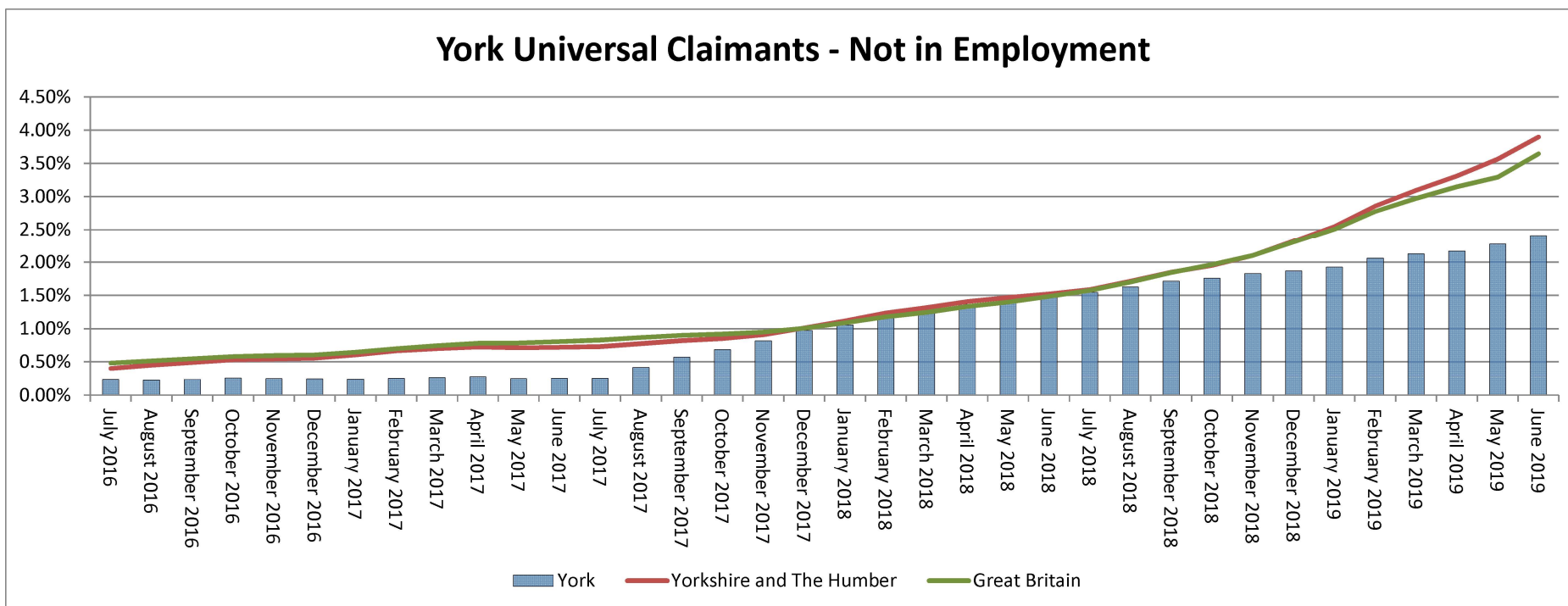
Under Universal Credit a broader span of claimants are required to look for work than under Jobseeker's Allowance. As Universal Credit Full Service is rolled out in particular areas, the number of people recorded as being on the Claimant Count is therefore likely to rise.

## Job Seekers Allowance

### Universal Credit Claimants

The JSA figures should be viewed in the context of the number of people receiving Universal Credit in York increasing from 5,174 in May to 5,390 in June. Of which, 3,052 in May and 3,320 in June were not in employment.

On 12 July 2017 Universal Credit became available to parents and couples in the York area, until this date Universal Credit was only available to single job seekers in the area.



Source: [nomis - official labour market statistics \(ONS\)](#)

Following the introduction of Universal Credit, the claimant count takes into account:

- people claiming contribution JSA (this is not affected by the introduction of Universal Credit)
- the figures for Universal Credit are provisional for the current month and may be revised in the next update.