



City of York Council Benefit Claimants

August 2019



Benefit Claimant Figures

August 2019

(The benefits data is published 6 months in arrears, the current quarter refers to the period the data is for, May 2019 and not the month the data is released.)

The DWP are no longer producing the working age client group data, however they now provide an income support dataset and it is this which has been used to create the below report.

The regional rankings are out of 15 and a low ranking means that there is a low claimant rate figure.

In the current period York ranks first for all of the below indicators.

Incapacity Benefit is currently only shown as part of the Income Support Total due to its falling numbers in the transition to Employment and Support Allowance benefit.

York overall picture:

Income Support - Total

The number of working-age people (resident population aged 16-64) who are claiming one or more key DWP income support benefits. Income support is a benefit for people who are on a low income and can be applied for if all of the following apply:

- you are between age 16 and the pension credit qualifying age
- work less than 16 hours a week, depending on the amount of your wage
- are not in full-time study (there are some exceptions)
- do not receive job seeker's allowance or employment and support allowance
- do not have savings above £16,000.

The key income support benefits are: carer's allowance, incapacity benefit and lone parents.

Benefit Claimant Figures

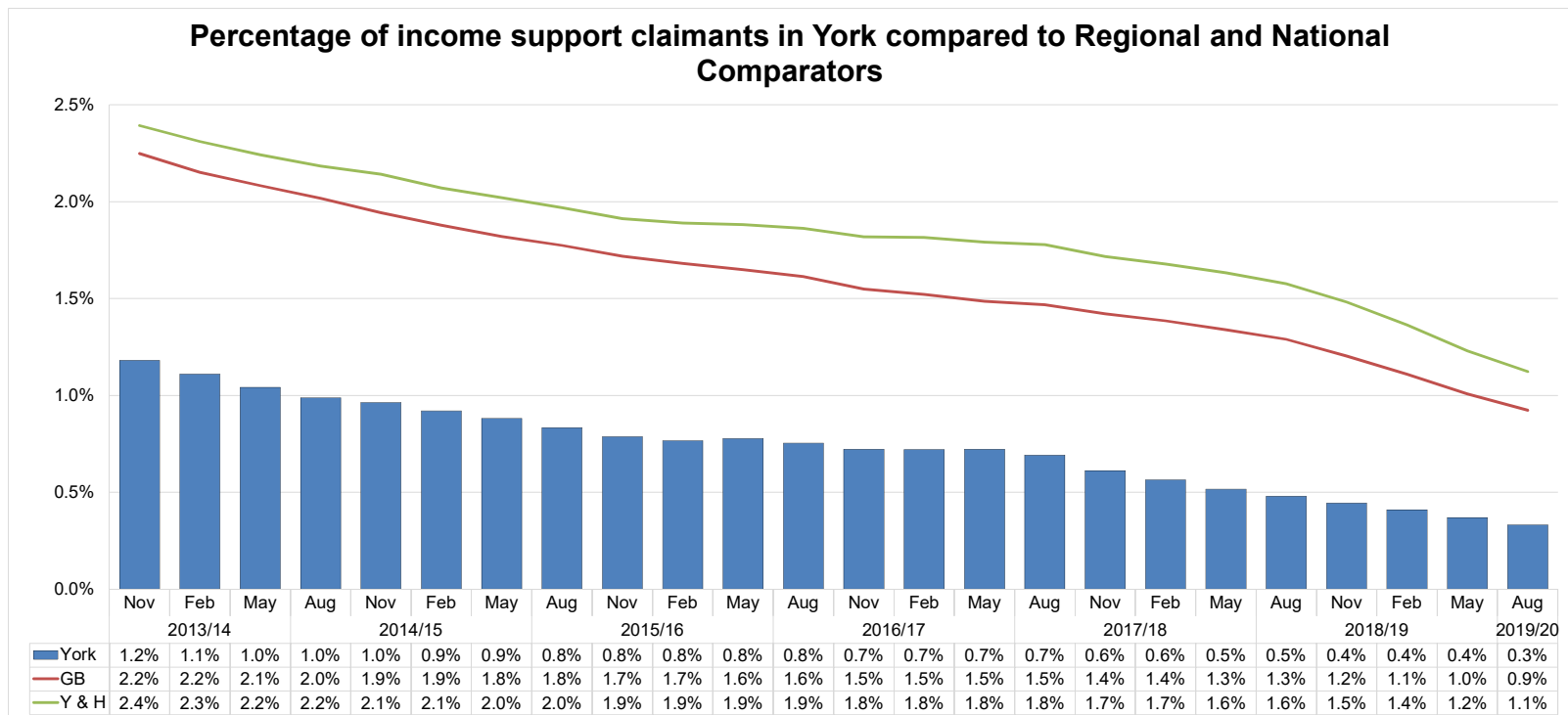
Income Support - Total

There are 460 income support claimants in York as at August 2019.

This is a decrease of 50 from the previous quarter May 2019.

This represents 0.3% of the working population in York, compared to 1.1% in Yorkshire and Humberside and 0.9% nationally. This compares with 0.5% locally, 1.6% regionally and 1.3% nationally up to the same quarter last year.

Within the region York is ranked 1st (where low is good) out of 15 with 0.3% (460) and Hull has the highest rate of claimants at 2.0% (3,480).



Source: nomis - official labour market statistics

Benefit Claimant Figures

Pension Credit

Pension Credit is an income-related benefit which is made up of 2 parts: guarantee credit and savings credit.

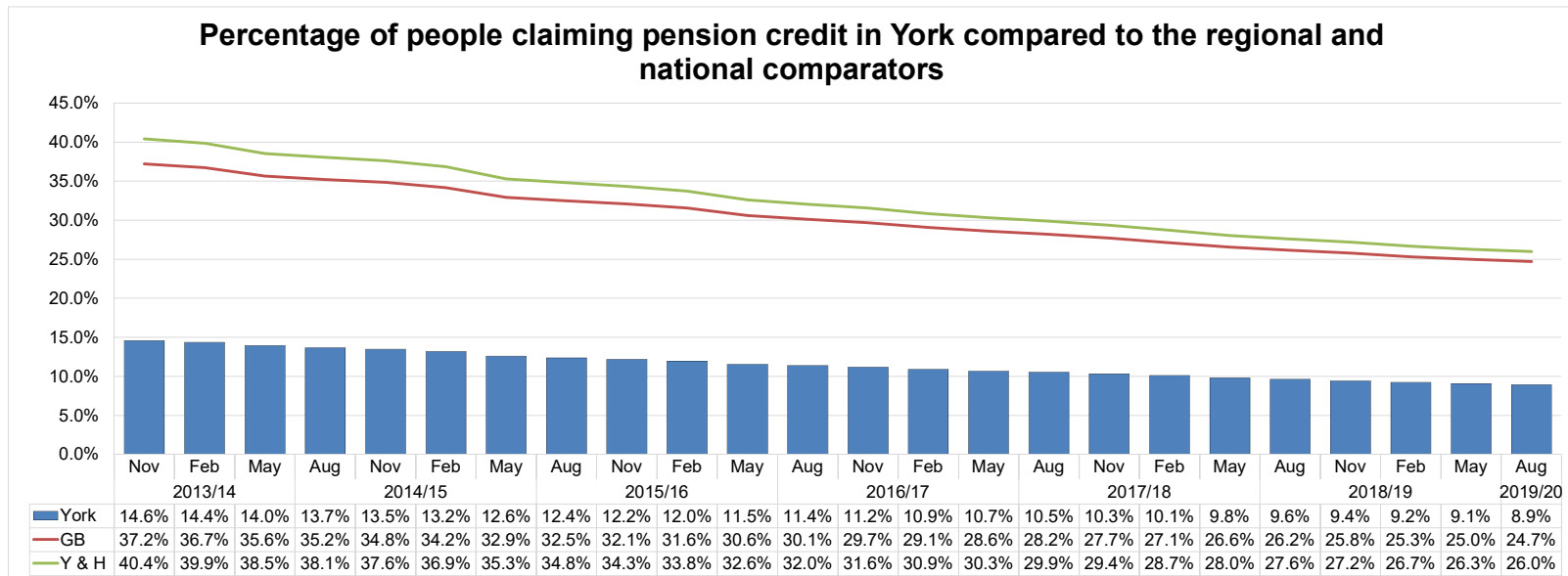
The guarantee credit can top up your weekly income if it is below a certain threshold. The savings credit is extra payment for those who saved some money towards their retirement. The figures below are for the combined guarantee and savings elements.

There are Pension Credit residents claiming all elements, the guarantee, the savings and both the guarantee and saving elements in York at August 2019. This represents 3380.

This is a decrease of 60 from the previous quarter May 2019.

In the current quarter August 2019 this represents 8.9% of the over 65 population in York, compared to 26% in Yorkshire and Humberside and 24.7% nationally. This compares with 9.6% locally, 27.6% regionally and 26.2% nationally up to the same quarter last year.

Within the region York is ranked 1st (where low is good) out of 15 with 8.9% (3,380) and Hull has the highest rate of claimants at 24.3% (9,400).



Source: nomis - official labour market statistics

Benefit Claimant Figures

ESA

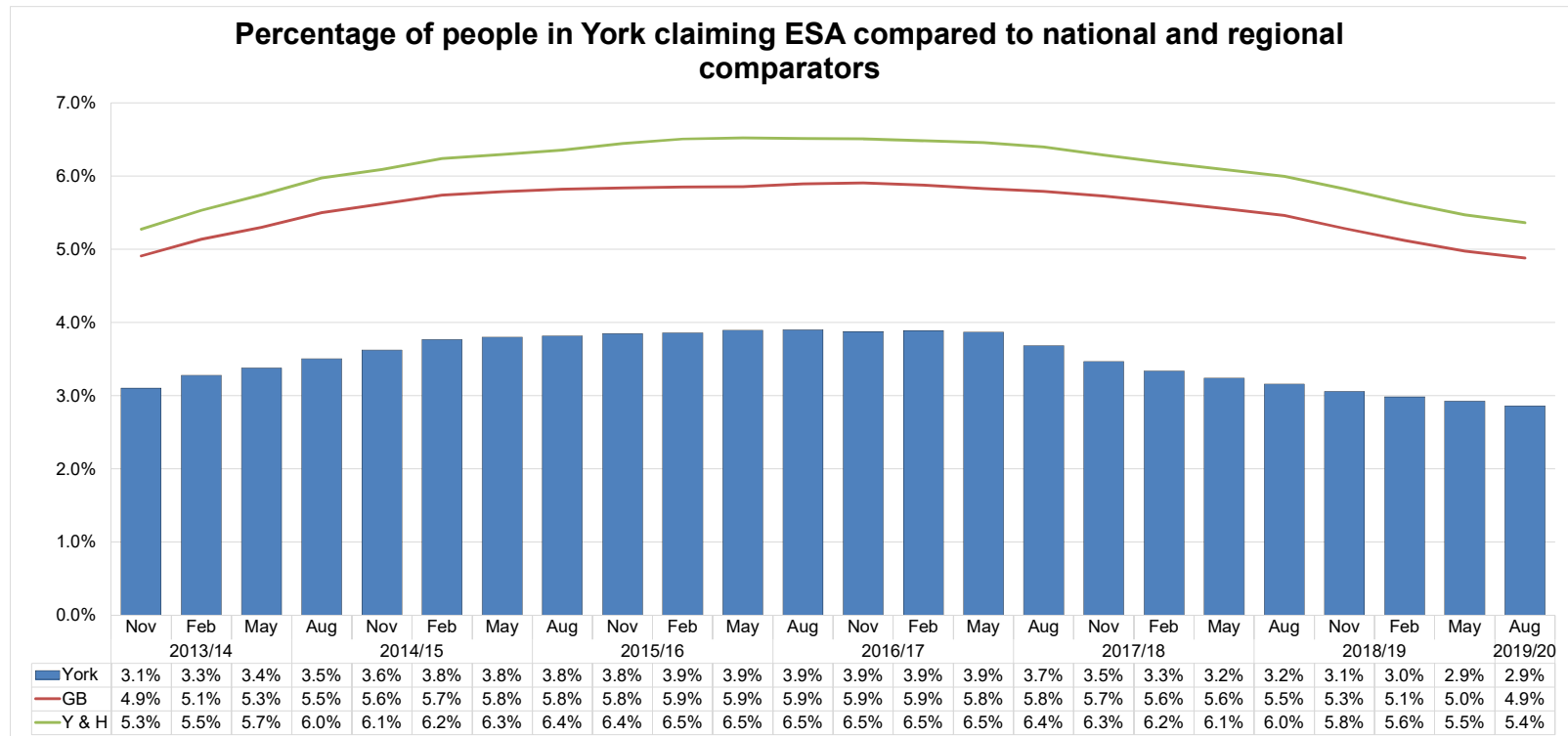
Employment and Support Allowance (ESA) offers financial support to those working-age people (resident population aged 16-64) unable to work and personalised help so that they can work if they're able to.

There are 3,930 ESA claimants in York as at August 2019.

This is a decrease of 90 from the previous quarter May 2019.

This represents 2.9% of the working age population in York, the region stands at 5.4% and GB at 4.9%. This compares with 2.9% locally, 5.5% regionally and 5.0% nationally up to the same quarter last year.

Within the region York is ranked 1st (where low is good) out of 15 with 2.9% (3,930) and Hull has the highest rate of claimants at 7.8% (13,230).



Source: nomis - official labour market statistics

Benefit Claimant Figures

Disability Benefits

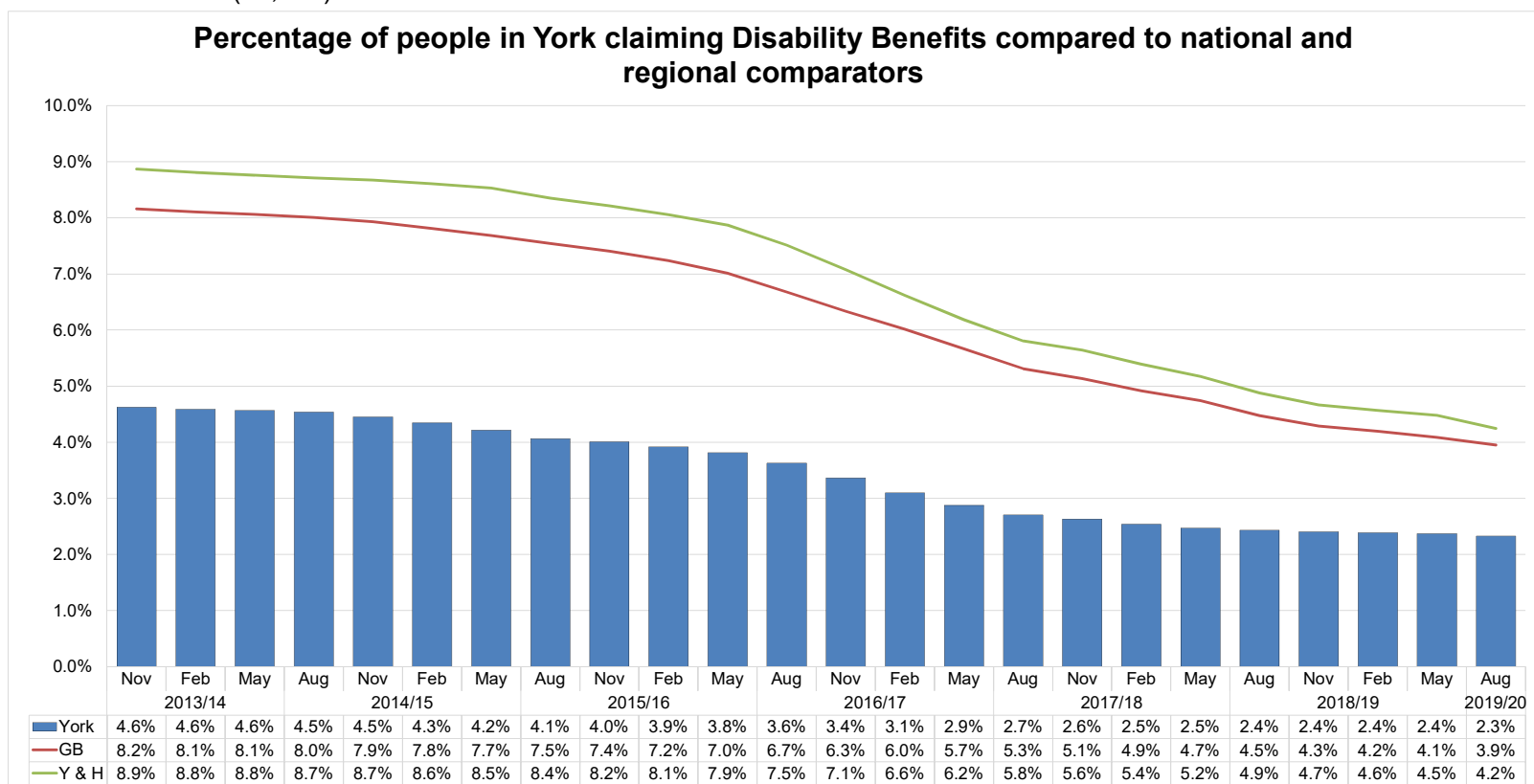
Disability benefits are paid to those working-age people (resident population aged 16-64) with long-term ill health or a disability.

There are 3,200 claiming Disability Benefits in York as at August 2019.

This is a decrease of 60 from the previous quarter May 2019.

This represents 2.3% of the working age population, the region stands at 4.2% and GB at 3.9%. This compares with 2.4% locally, 4.9% regionally and 4.5% nationally upto the same quarter last year.

Within the region York is ranked 1st (where low is good) out of 15 with 2.3% (3200) and Barnsley has the highest rate of claimants at 6.7% (10,200).



Source : nomis - official labour market statistics

Benefit Claimant Figures

Benefits for Carers

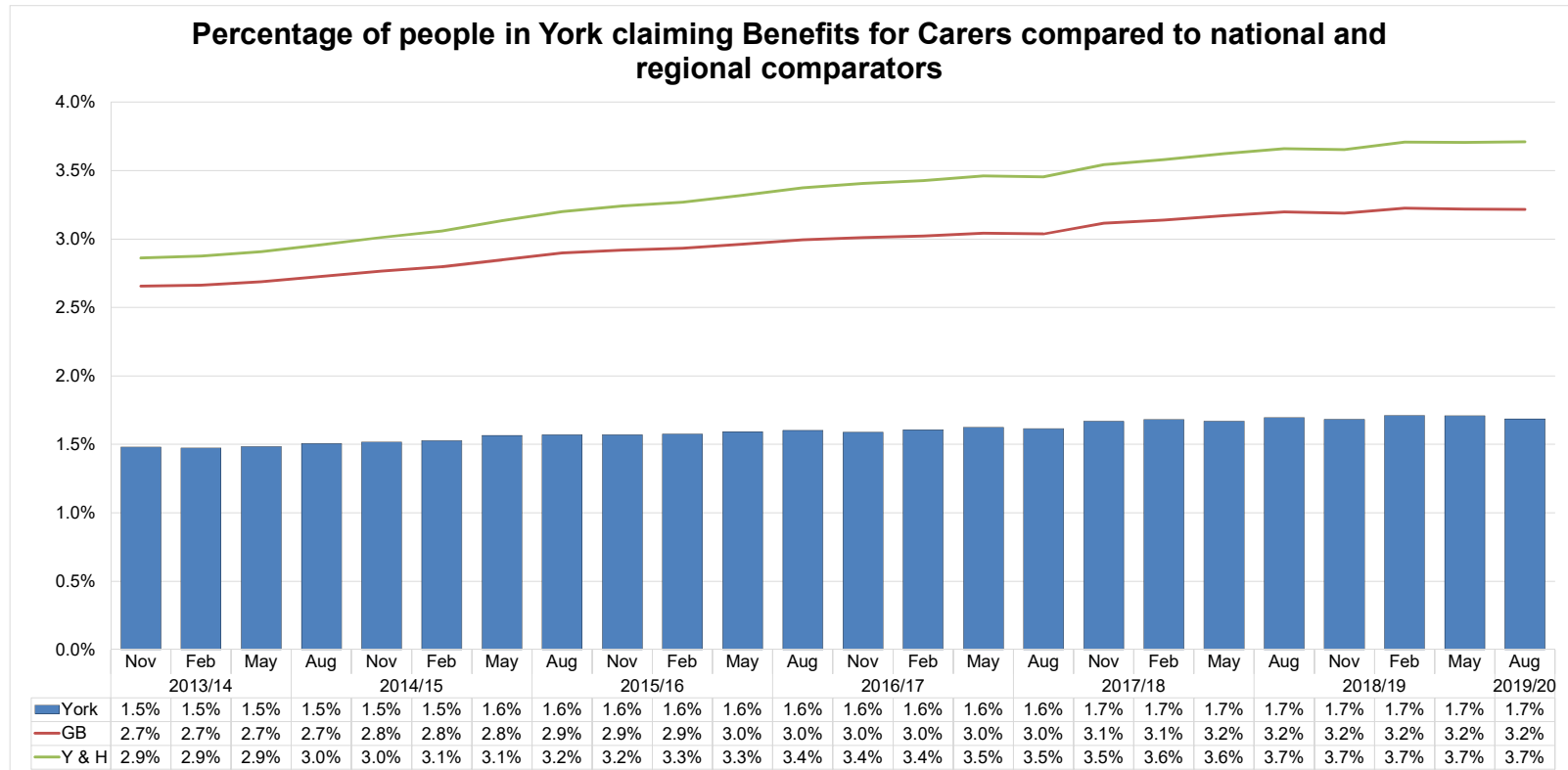
Carers benefits are paid to those working-age people (resident population aged 16-64) with full time caring responsibilities.

There are 2,320 claiming Benefits for Carers in York at August 2019.

This is a decrease of 30 from the previous quarter May 2019.

This represents 1.7% of the working age population, the region stands at 3.7% and GB at 3.2%. This compares with 1.7% locally, 3.7% regionally and 3.2% nationally upto the same quarter last year.

Within the region York is ranked 1st (where low is good) out of 15 with 1.7% (2,320) and Rotherham has the highest rate of claimants at 5.4% (8,790).



Source : nomis - official labour market statistics